



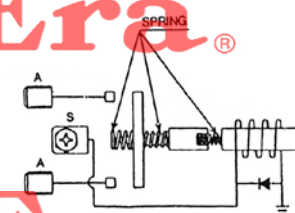



Industry Relays Starter Switches Mini Relays (NS/SS/NPR)



OTHERS


STARTER SWITCHES

New-Era No.	Ref.No.	Application
SS-75 12V 	25117-30100	DATSUN ALL CAB LIGHT JUNIOR CEDRIC AUSTIN PRINCE ALL 56~62 62 58~62 66 57~60 57~66
SS-80 24V 	8295-5002 25610-58301 25610-90080	ISUZU STARTER RELAY NISSAN TRUCK 680
SS-81 24V 	U001T05077 MI	UNIVERSAL USE 300A/30SEC  WITH DIODE FOR SURGE
SS-510 12V 	SS-4011 SS-4088 SS-4023 SS-1456 DR-1456 DR-1466 DR-1544 15-11, 16	FLAT BRACKET AUTO CAR FEDERAL INTERNATIONAL REO HUDSON NASH 44~53 39~40 40~49 40~49 56 56

OTHERS




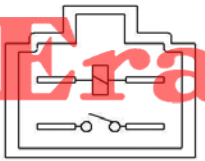
OTHERS

MINI RELAYS

New-Era No.	Ref.No.	Rated Current	Circuit / Terminal
NPR-101 12V 		30A	
NPR-201 24V 		20A	
NPR-103 12V 	0-332-019-150	30A	
NPR-203 24V 	0-332-019-203	20A	
NPR-102 12V 	0-332-209-150	20A / 30A	
NPR-202 24V 	0-332-209-203	10A / 20A	

OTHERS

MINI RELAYS

New-Era No.	Ref.No.	Rated Current	Circuit / Terminal
NPR-301 12V 	MB141967	20A / 30A	
NPR-502 12V 	90987-02016 90987-02025 156700-1570 156700-2540		
NPR-504 12V 	90987-02006 90987-02007 056700-7030		
NPR-601 12V 	8-94235-627-0		
NPR-602 12V 	8-94218-497-0		
NPR-603 24V 	1-82550-176-0		
NPR-604 12V 	8-94112-912-0		

OTHERS

FLASHER RELAYS

New-Era No.	Ref.No.	Application
FLS-101  AC24V New-Era FLS-101 25.6V 85/min TURN SIGNAL: 25.0/18~24.1/21.8 HAZARD WARNING: 25W MAX. 400/85 http://www.newera.co.jp	8-97360084-1 (066500-5651)	INDICATOR RELAY (FLASHER RELAY) ISUZU ELF NKR,NPR 
FLS-102  AC24V New-Era FLS-102 25.6V 85/min TURN SIGNAL: 25.0/18~24.1/21.8 HAZARD WARNING: 25W MAX. 400/85 http://www.newera.co.jp	MC848790 (066500-2081) MC849878 (066500-2080) (066500-2510) (066500-3040) (066500-3570) 819801650	mitsubishi FUSO HINO R LIGHT L LIGHT BATTERY R EARTH L EARTH 
FLS-103  AC24V New-Era FLS-103 25.6V 85/min TURN SIGNAL: 25.0/18~24.1/21.8 HAZARD WARNING: 25W MAX. 400/85 http://www.newera.co.jp	MB302374 (066500-1800)	mitsubishi CANTER LIGHT BATTERY EARTH 
FLS-104  AC24V New-Era FLS-104 25.6V 85/min TURN SIGNAL: 25.0/18~24.1/21.8 HAZARD WARNING: 25W MAX. 400/85 http://www.newera.co.jp	1-83470062-0 1-82550299-0 (066500-3860) (068300-0460)	ISUZU FORWARD EB03 R EARTH L EARTH NO CONNECT R LIGHT L LIGHT BATTERY 
FLS-105  AC24V New-Era FLS-105 25.6V 85/min TURN SIGNAL: 25.0/18~24.1/21.8 HAZARD WARNING: 25W MAX. 400/85 http://www.newera.co.jp	1-83470052-0 (066500-3251)	ISUZU ELF NKR,NKS,NPR,NPS R EARTH L EARTH R LIGHT L LIGHT BATTERY 


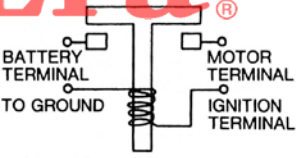

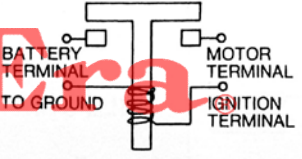
OTHERS

FLASHER RELAYS

New-Era No.	Ref.No.	Application
FLS-106 AC24V 	1-83470035-0 (066500-0682)	INDICATOR RELAY (FLASHER RELAY) ISUZU ELF NKR,NKS,NPR,NPS 
FLS-107 AC12V 	MC867672 (066500-3301)	MITSUBISHI CANTER FE 93~ 
FLS-108 AC12V 	MC857354 MC857345 MK327447 (066500-3132) (066500-3133) (066500-4540)	MITSUBISHI CANTER FE 96~  <p>※12TERMINAL 10PIN</p>
FLS-109 24V 	066500-1511 066500-1512 8-94143430-0 8-19803701-1	ISUZU ELF NKR NPR TOYOTA DYNA BU MEGA CRUISER BXD20 TOYOACE BU 
FLS-151 AC24V 	VF324K (NILES)	UNIVERSAL TYPE [TERMINAL] X : POWER(24V) P : INDICATOR L : LAMP


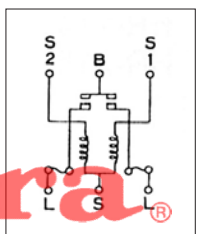
OTHERS

CONTINUOUS DUTY RELAYS

New-Era No.	Rated Voltage	Rated Current	Momentary Current	Breaking Current	Material of Point		
					Stationary Contact	Moving Contact	
NS-011	12V	120A	450A	300A	Cu-W	Cu⊕Sn	
NS-012	24V	70A	250A	200A	Cu-W	Cu⊕Sn	
NS-021	12V	100A	200A	150A	Cu	Cu	
NS-022	24V	60A	120A	90A	Cu	Cu	
NS-24121A	12V	150A	450A	350A	Ag · Cd	Ag · Cd	
NS-24241A	24V	100A	300A	350A	Ag · Cd	Ag · Cd	



OTHERS

HEAD LIGHT RELAYS & FOG LAMP RELAYS


New-Era No.	Ref.No.	Application
NLR-132 NLR-133 		NLR-132 12V30A NLR-133 24V20A 

W/Blade Fuse

HEAD LIGHT SWITCHES


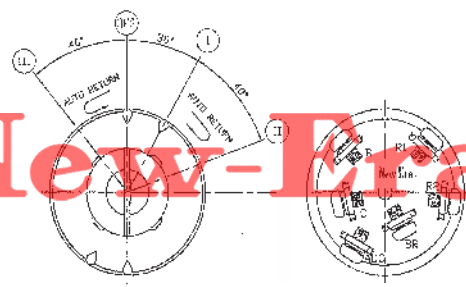
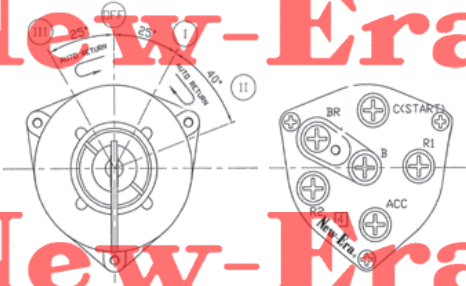

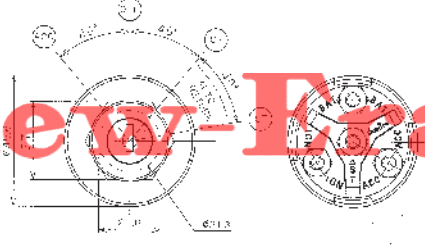

New-Era No.	Ref.No.	Application
LS-77 6-12V 15A 	3201	3 Position 5 Terminal (W/Fuse) OFF-Parking Light-Head Light and Tail, Dash Light Ivory Plastic knob
LS-78 6-12V 15A 	3202	3 Position 4 Terminal (W/O Fuse) OFF-Parking Light-Head Light and Tail, Dash Light Ivory Plastic knob

STARTER BUTTONS

New-Era No.	Ref.No.	Application
SSB-352 	205290 356683 700502 903437 1237123 1996037 AL-XA-456E	Universal Push Button Type Replacement for all application using 2 terminal Buttons Stem 3/4" long, 5/8" dia. CADILLAC 50 CHEVROLET 49~52 CHRYSLER 39~48 CROSLEY 46~52 DESOTO 42~48 DODGE 46~48 FRAZER 46~52 IHC 41~52 KAISER 46~52 PONTIAC 49~52

OTHERS

KEY SWITCHES



New-Era No.	Ref.No.	Application																																																																						
<p>NIG-001 24V</p>  <p>ISC-20R SI-05 EN511000</p>	<p>UNIVERSAL TYPE For BUS & TRUCK</p>  <table border="1"> <thead> <tr> <th>P \ T</th> <th>B</th> <th>R1</th> <th>R2</th> <th>ACC</th> <th>BR</th> <th>C</th> </tr> </thead> <tbody> <tr> <td>III</td> <td>○</td> <td>○</td> <td>—</td> <td>○</td> <td>○</td> <td>—</td> </tr> <tr> <td>OFF</td> <td>—</td> <td>—</td> <td>—</td> <td>—</td> <td>—</td> <td>—</td> </tr> <tr> <td>I</td> <td>○</td> <td>—</td> <td>—</td> <td>○</td> <td>○</td> <td>—</td> </tr> <tr> <td>II</td> <td>○</td> <td>—</td> <td>○</td> <td>○</td> <td>○</td> <td>○</td> </tr> </tbody> </table>	P \ T	B	R1	R2	ACC	BR	C	III	○	○	—	○	○	—	OFF	—	—	—	—	—	—	I	○	—	—	○	○	—	II	○	—	○	○	○	○	<p>UNIVERSAL TYPE For BUS & TRUCK</p>  <table border="1"> <thead> <tr> <th>P \ T</th> <th>B</th> <th>R1</th> <th>R2</th> <th>ACC</th> <th>BR</th> <th>C</th> </tr> </thead> <tbody> <tr> <td>III</td> <td>○</td> <td>○</td> <td>—</td> <td>—</td> <td>○</td> <td>—</td> </tr> <tr> <td>OFF</td> <td>—</td> <td>—</td> <td>—</td> <td>—</td> <td>—</td> <td>—</td> </tr> <tr> <td>I</td> <td>○</td> <td>—</td> <td>—</td> <td>○</td> <td>○</td> <td>—</td> </tr> <tr> <td>II</td> <td>○</td> <td>—</td> <td>○</td> <td>○</td> <td>○</td> <td>○</td> </tr> </tbody> </table>	P \ T	B	R1	R2	ACC	BR	C	III	○	○	—	—	○	—	OFF	—	—	—	—	—	—	I	○	—	—	○	○	—	II	○	—	○	○	○	○
P \ T	B	R1	R2	ACC	BR	C																																																																		
III	○	○	—	○	○	—																																																																		
OFF	—	—	—	—	—	—																																																																		
I	○	—	—	○	○	—																																																																		
II	○	—	○	○	○	○																																																																		
P \ T	B	R1	R2	ACC	BR	C																																																																		
III	○	○	—	—	○	—																																																																		
OFF	—	—	—	—	—	—																																																																		
I	○	—	—	○	○	—																																																																		
II	○	—	○	○	○	○																																																																		
<p>NIG-002 24V</p>  <p>ISC-8 EN513000</p>	<p>UNIVERSAL TYPE For BUS & TRUCK</p>  <table border="1"> <thead> <tr> <th>P \ T</th> <th>BAT</th> <th>ACC</th> <th>IGN</th> <th>ST</th> </tr> </thead> <tbody> <tr> <td>ACC</td> <td>○</td> <td>○</td> <td>—</td> <td>—</td> </tr> <tr> <td>OFF</td> <td>—</td> <td>—</td> <td>—</td> <td>—</td> </tr> <tr> <td>ON</td> <td>○</td> <td>○</td> <td>○</td> <td>—</td> </tr> <tr> <td>ST</td> <td>○</td> <td>—</td> <td>○</td> <td>○</td> </tr> </tbody> </table>	P \ T	BAT	ACC	IGN	ST	ACC	○	○	—	—	OFF	—	—	—	—	ON	○	○	○	—	ST	○	—	○	○	<p>UNIVERSAL TYPE</p>																																													
P \ T	BAT	ACC	IGN	ST																																																																				
ACC	○	○	—	—																																																																				
OFF	—	—	—	—																																																																				
ON	○	○	○	—																																																																				
ST	○	—	○	○																																																																				
<p>NIG-003 12V</p> 																																																																								

OTHERS

KEY SWITCHES

New-Era No.	Ref.No.	Application																																				
NIG-004 12V 	37100-7001 37100-7900	UNIVERSAL TYPE  <table border="1"> <thead> <tr> <th>P \ T</th> <th>BAT</th> <th>ACC</th> <th>IGN</th> <th>ST</th> </tr> </thead> <tbody> <tr> <td>OFF</td> <td>—</td> <td>—</td> <td>—</td> <td>—</td> </tr> <tr> <td>ACC</td> <td>○</td> <td>○</td> <td>—</td> <td>—</td> </tr> <tr> <td>ON</td> <td>○</td> <td>○</td> <td>○</td> <td>—</td> </tr> <tr> <td>ST</td> <td>○</td> <td>—</td> <td>○</td> <td>○</td> </tr> </tbody> </table>	P \ T	BAT	ACC	IGN	ST	OFF	—	—	—	—	ACC	○	○	—	—	ON	○	○	○	—	ST	○	—	○	○											
P \ T	BAT	ACC	IGN	ST																																		
OFF	—	—	—	—																																		
ACC	○	○	—	—																																		
ON	○	○	○	—																																		
ST	○	—	○	○																																		
NIG-005 12V 	25150-B5000 26150-A4600	UNIVERSAL TYPE  <table border="1"> <thead> <tr> <th>P \ T</th> <th>1</th> <th>2</th> <th>3</th> <th>4</th> <th>5</th> </tr> <tr> <td></td> <td>R</td> <td>IGN</td> <td>BAT</td> <td>ACC</td> <td>ST</td> </tr> </thead> <tbody> <tr> <td>ACC</td> <td></td> <td></td> <td>○</td> <td>○</td> <td></td> </tr> <tr> <td>OFF</td> <td></td> <td></td> <td></td> <td></td> <td></td> </tr> <tr> <td>ON</td> <td></td> <td>○</td> <td>○</td> <td>○</td> <td></td> </tr> <tr> <td>START</td> <td>○</td> <td>○</td> <td>○</td> <td></td> <td>○</td> </tr> </tbody> </table>	P \ T	1	2	3	4	5		R	IGN	BAT	ACC	ST	ACC			○	○		OFF						ON		○	○	○		START	○	○	○		○
P \ T	1	2	3	4	5																																	
	R	IGN	BAT	ACC	ST																																	
ACC			○	○																																		
OFF																																						
ON		○	○	○																																		
START	○	○	○		○																																	

STOP LAMP SWITCHES

New-Era No.	Ref.No.	New-Era No.	Ref.No.
STP-001 12V 	25320-H1000 25320-H5001 For NISSAN	STP-002 12V 	MB113078 MT138890 For MITSUBISHI

OTHERS

BACK LAMP SWITCHES

New-Era No.	Ref.No.	Application
BLS-312	8275-0469	HILLMAN 62~
BLS-313	8275-0180 8275-0037	ELF BELLEL BELLETT 64~
BLS-314		ISUZU TRUCK

Illustration	New-Era No.	Specification
	BLS-312	DC12V5A NORMAL CLOSE
	BLS-313	DC12V5A NORMAL CLOSE
	BLS-314	DC12V5A NORMAL OPEN