













# STARTER SOLENOIDS

STARTER SOLENOIDS






New-Era No.	Ref.No.	Application
<b>SS-142</b>  <b>24V</b>	82150032-0 82150033-0 82150082-0 82151067-0 1-81151002-0  7-47100-0020 NK	<b>ISUZU</b> TRUCK BUS ENGINE  TX,TW,TS,TXD,TWD,TSD BU,BA,BF(DA640) (DA220)
<b>SS-144</b>  <b>24V</b>	9-82150044-0 9-82150064-0 9-82150121-0 9-82150124-0  0-47100-0010 NK	<b>ISUZU</b> TRUCK BUS  TD,TP,TM(DH100) BU
<b>SS-145</b>  <b>24V</b>	1-81151004-0 1-81151022-0 9-82150084-0 9-82150088-0  7-47100-0030 NK 7-47100-0150 NK	<b>ISUZU</b> TRUCK,BUS  TD,TP,TM,TV,TKM,TGK (DH100,E120,D920H)
<b>SS-146</b>  <b>24V</b>	1-81151008-0 1-81151026-1          0-47100-2670 NK 0-47100-3040 NK	<b>ISUZU</b> TRUCK  TD,SLR(DH100) SPM,TKM(E120) SKW(8PA1) SRM,VRR(10PA1) VTR.VTZ(12PA1) BU-D(D920H),BU(DH100H) BU-K(E120H),CRA(10PA1) (DH100) (E120)  76~84 76~ 76~84 76~ 76~79 76~79 76~78 78~84 78~81  <b>KOMATSU</b> BULLDOZER PAYLOADER  D55S,D60,D70,D80, D85 JH65CH,JH90EH, JH65CV
<b>SS-147</b>  <b>12V</b>	5-81151003-0 9-82150083-0    7-47100-0040 NK	<b>ISUZU</b> ELF  TLD(C240)  76~77
<b>SS-148</b>  <b>24V</b>	1-81151011-0 1-81151012-0          0-47100-2690 NK 0-47100-3030 NK	<b>ISUZU</b> TRUCK FORWARD BUS  TXD,TWS(DA640) SBR,JBR(6BB1) BA,BS(DA640) TPR,DA(6BB1,DA640) SFR(DA640) TRUCK MICROBUS INDUSTRIAL MACHINE  BY31,BK32(6BB1) (6BB1) (DA120,220,640)  76~81 76~79 76~79  76~ 76~79 78~79 78~81  <b>KOMATSU</b> BULLDOZER  D30,D40,45,D50, D575  <b>MITSUBISHI</b> BUS BULLDOZER  MR470(6DB1) LG,MG,TMS

# STARTER SOLENOIDS







New-Era No.	Ref.No.	Application		
<b>SS-150</b> 	<b>12V</b> 9-82150058-0 9-82150078-0  0-47100-0980 NK	<b>ISUZU</b> ENGINE	(C221)	
<b>SS-151</b> 	<b>24V</b> 9-82150063-0  7-47100-0110 NK	<b>ISUZU</b> TRUCK ENGINE	(DA120,220) (D400,4BB1)	
<b>SS-155</b> 	<b>24V</b> 5-81151003-0 5-81151012-0 5-81151013-0  7-47100-0130 NK	<b>ISUZU</b> ELF250 INDUSTRIAL MACHINE  <b>KOMATSU</b> BULLDOZER  POWER SHOVEL	KS(4BB1) (4BB1)  D20-3(4D92-1A) D21-3(4D92-1B) 10HT,HQ(4D92-1B) 10HT,HQ(4D94)	76~79 78~81  76~79 76~79 80
<b>SS-156</b> 	<b>12V</b> 5-81151034-0  0-47100-2970 NK	<b>ISUZU</b> ELF	TLD(C240)	78~
<b>SS-157</b> 	<b>24V</b> 1-81151006-0 9-82150534-0  7-47100-0010 NK	<b>ISUZU</b> FORWARD	D600(6BB1)	
<b>SS-158</b> 	<b>24V</b> 5-81151036-0  0-47100-3110 NK	<b>ISUZU</b> FORWARD  MICROBUS BUS INDUSTRIAL MACHINE	F/SDR(6BF1),F/SCR(6BD1) SD,JD,FD,VD(6BF1) SC,JC,FC(6BD1) DBR(6BB1) CCM,ECM(6BD1) (6BB1)	80~85 82~84  80~ 80~81 80~84

# STARTER SOLENOIDS

STARTER SOLENOIDS

New-Era No.	Ref.No.	Application
<b>SS-159</b>  <b>24V</b>	<b>1-81151037-0</b>  <b>0-47100-3070 NK</b>	<b>ISUZU</b> TRUCK TD, SLR(DH100) 80~ SPM, TMK(E120) 80~ SK, SM(8PB1) 80~84 SSH, SSZ, SSK, VSR(10PB1) 80~ SR(10PA1) 82~ SS, VS(10PB1) 82~ VTR, VTZ(12PA1) 80~81 VT(12PA1) 82~ BUS CLM, CLA(DH100) 80 CRA(10PA1), CSA(10PB1) CJM, CJA(6QA2) 80~81 CPM, CPA(E120H) TOUR BUS CRA(10PA1), CSA(10PB1) 81~82 INDUSTRIAL MACHINE (10PB1, 12PB1) 82~
<b>SS-160</b>  <b>24V</b>	<b>8-94171249-0</b>  <b>7-47100-0210 NK</b>	<b>ISUZU</b> ELF(630TYPE) NKR-57, NPR-57[4BC2] NKR-59, NPR-59[4BD1] NPR-59[4BD1-T]
<b>SS-161</b>  <b>24V</b>	<b>5-81151038-0</b>  <b>0-47100-3180 NK</b>	<b>ISUZU</b> ELF 350 (4BD1) 80~ 250 KS(4BB1, 4BD1) 81~ MICROBUS TLD, KT(4BA1, 4BC1) 80~ BE, BLD30N(4BA1, 4BB1) 81~ BL(4BC1) 82~84 INDUSTRIAL MACHINE (4BB1)
<b>SS-163</b>  <b>24V</b>	<b>1-81151073-0</b> <b>37566-00212</b> <b>23343-99212</b>  <b>0-47100-3750 NK</b>	<b>ISUZU</b> V8 TRUCK SKW 8PC1 87~ SKW 8PA1 91~ SKW462 8PC1 88~ SKW482 8PC1 88~ CV※, CX※-178PC1 91~ CX21, EX21 12PC1 87~ V12 TRUCK CV※, CX※-178PC1 91~ CX21, EX21 12PC1 87~ <b>MITSUBISHI</b> FUSO S6ATA 84.8~ <b>NISSAN</b> UD PD 84.8~
<b>SS-164</b>  <b>24V</b>	<b>0-47100-4060 NK</b>	<b>KOMATSU</b> WHEEL LOADER [4D95L] 88~ FORKLIFT POWER SHOVEL ENGINE GENERATOR COMPRESSOR WHEEL LOADER FD40WC 88~ FORKLIFT FD40HWC ENGINE GENERATOR [6D95L-1] MOTOR GRADER WHEEL LOADER W40-2 88~ FORKLIFT [4D95L] POWER SHOVEL ENGINE GENERATOR COMPRESSOR WHEEL LOADER [6D95L] 88~ FORKLIFT POWER SHOVEL ENGINE GENERATOR MOTOR GRADER






# STARTER SOLENOIDS

New-Era No.	Ref.No.	Application
<b>SS-165</b> <b>12V</b> 	0-47100-4070/1 NK	<b>KOMATSU</b> FORKLIFT FD20WC 88~ BULLDOZER [4D95S] COMPRESSOR SUMITOMO YALE FORKLIFT XA,HA 88~
<b>SS-166</b> <b>24V</b> 	0-47100-3510 NK	<b>KOMATSU</b> ENGINE 4D105(GD200,GD505A) 83. 1~ BULLDOZER,GENERATOR,COMPRESSOR POWER SHOVEL 6D95L-1(PW150-1,PC120-3) 83. 1~ POWER SHOVEL 6D105(PW100,PC150) 86. 4~ WHEEL LOADER JD105(WA200,GD505A) 84. 1~ GRADER JD105(WA200,GD505A) 84. 1~ POWER SHOVEL 6D95L(GD355A) 84. 3~ GRADER 6D95L(GD355A) 84. 3~ BULLDOZER 6D95L 84.10~ ENGINE 6D95L(MST700,1100) WHEEL LOADER 6D95L(WA100,WA150) 85. 7~ GENERATOR S6D125 85. 9~ COMPRESSOR S6D125 85. 9~ ENGINE S6D125 85. 9~ FORKLIFT 4D105(FD70,FD100) 85.11~ POWER SHOVEL 6D95L 87. 9~ ENGINE 6D95L 87. 9~  <b>MITSUI DEUTS DIESEL</b> COMPRESSOR BF5L913 83. 2~  <b>NISSAN</b> DIESEL FD33 84. 2~
<b>SS-167</b> <b>12V</b> 	5-81151049-0 0-47100-3290 NK	<b>ISUZU</b> ENGINE FOR INDUSTRIAL USE PDS175S,PDS125S,(AIRMAN) 81~ (C240PB) 84~ 4BA1
<b>SS-171</b> <b>24V</b> 	1-81151091-0 0-47100-3420 NK 0-47100-4140 NK	<b>ISUZU</b> TRUCK CX(12PD1) 89~ TRACTOR EX(12PD1) 89~  <b>KOMATSU</b> POWER SHOVEL, WHEELLOADER 6D170,S6D170,SA6D140,S6D110, SA6D110,6D105,SA6D170, SA6D170B,6D125,S6D125, SA6D125,S6D105
<b>SS-172</b> <b>24V</b> 	1-81151090-0 0-47100-4141 NK	<b>ISUZU</b> TRUCK CX(6RB1) 89~ CX/CV(10PD1) 89~ TRACTOR EX(10PD1) 89~ EX(6SD1TP) 91~
<b>SS-173</b> <b>24V</b> 	1-81129657-0 0-47100-4250 NK	<b>ISUZU</b> BUS LV224/324(6QB2) 94~ TRUCK CXM50/CYM50(6WA1) 91~ TRUCK CX(6WA1-T) 97~ CY/EX(6WG1-T) 97~ CX/CY/CVR/CVZ(8/10PE1) 94~ LV280/380/LV781(8/10PE1) 94~ BUS LV280(8PE1)








STARTER SOLENOIDS

# STARTER SOLENOIDS

STARTER SOLENOIDS

New-Era No.	Ref.No.	Application
<b>SS-174</b> <b>24V</b> 	7-47100-0310 NK	<b>KOMATSU</b> Jump Start Protection Type of SS-166 w/out cover kit
<b>SS-175</b> <b>24V</b> 	7-47100-0250 NK	<b>KOMATSU</b> Jump Start Protection Type of SS-171 w/out cover kit
<b>SS-190</b> <b>12V</b> 	10456454	<b>DELCO REMY TYPE</b>  <b>GM</b> CHEVY & GMC VAN & TRU W/8 CYL      89~92 (379C,J)C1,6.2L DIESEL ENGINE MODELS C,G,P,R,K,V AND ALL TRANS.  <b>JOHN DEERE</b> LOADER BACKHOE AND OTHER EQUIPMENTS      90~92 MELROE EQUIPMENT W/PERKINS ENGINES      89~92 SULLAIR EQUIPMENT W/PERKINS 4.236 ENGINE,PERKINS DIESEL ENGINE MODELS 3.152,4.108,4.154,4.236; DUETZ EQUIPMENT MODEL FZL51; IHC EQUIPMENT; WAUKESHA MOTOR MODEL 4-155; WHITE FARM EQUIPMENT MODEL 80TRACTOR; CUMMINS DIESEL ENGINE MODEL 4BT,6BT; BOBCATSTER SKID LOADER MODEL 743
<b>SS-191</b> <b>12V</b> 	10457055	<b>DELCO REMY TYPE</b>  <b>GM</b> CHEVY & GMC VAN & TRUCKS W/8CYL      89~92 (379C,J)C1,6.2L DIESEL ENGINE MODELS C,G,P,R,K,V AND ALL  <b>JOHN DEERE</b> LOADER BACKHOE AND OTHER EQUIPMENTS      90~92 MELROE EQUIPMENT W/PERKINS ENGINES;      89~92 SULLAIR EQUIPMENT W/PERKINS 4.236 ENGINE,PERKINS DIESEL ENGINE MODELS 3.152,4.108,4.154,4.236; DUETZ EQUIPMENT MODEL FZL51; IHC EQUIPMENT; JACOBSEN EQUIPMENT; WAUKESHA MOTOR MODEL 4-155; WHITE FARM EQUIPMENT MODEL 80TRACTOR; CUMMINS DIESEL ENGINE MODEL 4BT,6BT; BOBCATSTER SKID LOADER MODEL 743
<b>SS-192</b> <b>12V</b> 	1115593	<b>DELCO REMY</b> <b>42MT Series</b>  CHEVROLET FORD GMC

# STARTER SOLENOIDS




New-Era No.	Ref.No.	Application	
<b>SS-193</b> 	<b>24V</b> 1115595 1115601 1115608	<b>DELCO REMY</b> 42MT Series  CHEVROLET FORD GMC	
<b>SS-194</b> 	<b>12V</b> 1114356 1114458	<b>DELCO REMY</b>  5MT, 8MT, 10MT, 20MT, 25MT, 27MT, SD200, SD300  Buick, Cadillac, Chevrolet, AMC, GMC, Oldsmobile, Jeep	
<b>SS-195</b> 	<b>12V</b> 1115609	<b>DELCO REMY</b> 37MT Series  VW FORD Cummins Series	
<b>SS-196</b> 	<b>24V</b> 1115619	<b>DELCO REMY</b> 37MT Series  DD Starters	
<b>SS-701</b> 	<b>12V</b> 76411	<b>LUCAS TYPE</b> AUSTIN HILLMAN MINX JAGUAR	
<b>SS-705</b> 	<b>12V</b> 76458,76474 76478,76490 76540,76712 76727 TOB151 TOB152 TOB153	<b>LUCAS TYPE</b> AUSTIN VANS & TRUCKS BRISTOL TRACTORS COMMER & DODGE FERGUSON MASSEY HARRIS LANDROVER FORD TRANSIT MORRIS VANS & TRUCKS	60~75 67~68 60~72 65~69 65~70 61~69 66~72 59~72
<b>SS-706</b> 	<b>12V</b> 76926 263005	<b>LUCAS TYPE</b> BEDFORD TRUCKS & CHASSIS	75~80

STARTER SOLENOIDS








# STARTER SOLENOIDS

New-Era No.	Ref.No.	Application
<b>SS-728</b> 	<b>12V</b> TPB111	<b>CASE INTERNATIONAL</b> K262026  <b>FORD</b> F4NN11390AA  <b>LEYLAND DAF</b> FBU1453 REDINE, TERRIER TRACTORS 1.8 DIESEL  <b>LUCAS</b> TPB104 TPB116 TPB118 TPB119 60933111  <b>LUCAS</b> (MARELLI) 77121 77131 77132 77133 77139 77141 77143  <b>MASSEY FERGUSON</b> 1897313M91 3474587M1  <b>PERKING</b> 28730188 28730189  <b>RVI</b> (KARRIER SAVIEM) 5430020925  <b>JCB</b>  <b>ALLIS CHALMERS</b> KANSAS TRACTOR
<b>SS-754</b> 	<b>12V</b> 76892,76897 TOB162  STARTER M45G M418G 2M113	<b>LUCAS TYPE</b> LANDROVER TRIUMPH CHICANE BEDFORD TRUCK LEYLAND TRUCK FORD TRACTORS MASSEY FERGUSON TRACTORS
<b>SS-758</b> 	<b>12V</b> 76796,76755 76803,76891 76892,76899 76902,76908 76940,76983 TOB119  STARTER M45G	<b>LUCAS TYPE</b> DAVID BROWN 1200 INTERNATIONAL HARVESTER 276,434






# STARTER SOLENOIDS

New-Era No.	Ref.No.	Application
<b>SS-761</b> 	<b>12V</b> 76734,76768 76843,76990 <b>SRB341</b> <b>SRB320</b> <b>SRB339</b> <b>SRB324</b> <b>SRB342</b>	<b>LUCAS TYPE</b> ASTON MARTIN VANTAGE,VOLANTE DBS,DB6 CASE INTERNATIONAL 770,880/1,990/1,995,996,1200 KARRIER COMANDO 100 SERIES CE8 12TON MAXILOAD DPB-1TON 2500 DVC4,5,7,8,12 FOWARD CONTROL LINER CONCRETE ROUGHRIDER PA44 750,1250,1375,1500 MARATHON 2000,2550 SEDDON ATKINSON 200 SERIES 69~71 69~71 74~75 71~73 71~75 71~73 76~ 78~
		<b>SS-771</b> 
<b>SS-772</b> 	<b>24V</b> 76792,76819 <b>SRB345</b> <b>SRB346</b>	<b>LUCAS TYPE</b>  <b>LEYLAND</b> BOXER CHIEFTAIN CLYDESDALE MRATHON(EARTH RETURN) NATIOINAL BUS(MKI) REIVER 74~77 78~81 78~81 73~81 73~75 78~




STARTER SOLENOIDS

# STARTER SOLENOIDS





New-Era No.	Ref.No.	Application	
<b>SS-1200</b> 	<b>12V</b> 9-82150052-0 9-82150071-0 23343-37502 23343-37503 23343-99013	<b>ISUZU</b> ELF BUS 150 250 BELLETT  <b>NISSAN(DATSUN)</b> JUNIOR CABALL CLIPPER CEDRIC CABSTAR  <b>YANMAR</b> PERKINS ENGINE	TLD(C220 240),KAG,KAD 68~ KD40,BL,KAD40 68~ KAD23(C190) 75~ KAD(C190) 76 TLD(C240) 76 (PS100,DL201) 68~  N41,O41 67~71 240 76~ 650 68~ Q230(SO20) 72~73 SD22 76~  D3-152,4-108,4-236 6-354,T6-354 71~
		2120M-5700Y HI 2120M-8700Y HI	
<b>SS-1207</b> 	<b>12V</b> 23343-21000 23343-21005 23343-21006 23343-E6800	<b>NISSAN(DATSUN)</b> 1300 1400 140Y 1600 160B 180B,160J 710  PICK UP 1600  240Z 260Z 280Z MANUAL LAUREL SKYLINE CEDRIC FAIRLADY GLORIA DATSUN	510,L510S 67~70 N510HA,HT,RA,ST,PB110T 71~ PB210T ALL 73~ P510,KP510,PL510,WPL510(L16) 69~73 610(L18) 71~73 P610TK,PL610 72~75 710,K710,P710,KP710 73~74 (L18) PL521TU(L16),620(L18) 68~74 620(L20B) 75~ HLS30U(L24),RSL30 70~73 RLS30(L26) 74 (L28E) 75 KPC30T,KC30,KPC30TK 70~ 10,30 130,230 71~ S30 71~ 330,K330 75~ 610(L16,L18,L20)
		2114N-7750 HI 2114N-7700Y HI	
<b>SS-1209</b> 	<b>12V</b> 9420-1430 9-82150081-0	<b>ISUZU</b> FASTER,PICK UP TRUCK  ELF 150 250  ENGINE 117 COUPE  <b>GM</b> CHEVROLET LUV TRUCK	KB20BD,KB20AD 72~ KA20,KAG 69~ KAG(G161,161AB,161AC) 75~ TLG(G201) 70~ KAG(G161) 70~71 G150 69~ PA95TE(G180WET) 72~  KB20 72~75
		21141-1700 HI	

# STARTER SOLENOIDS







STARTER SOLENOIDS

New-Era No.	Ref.No.	Application	
<b>SS-1211</b> 	<b>12V</b> 23343-H5000 23343-H5001	<b>NISSAN(DATSUN)</b> SUNNY B210,211(A12,13,14) 74~ B310(A14),E-WHB310(A14E) 80~ B-B310(A12A) 78,80 E-GB310(A13S) 81 E-HB310(A14S) 79~80 E-PB310(A15S, A15E) E-HB310(A14E) 79 J-VB310(A12S) J-VHB310(A14S) 520(J15),U520 76~ E10,F10,11(A14) 75~ PA321 E-YN10(A12A),E-HN10 80~ E-YN10(A12A) 79~80 E-HN10(A14S) 79~80 E-HN10E(A14E) J-VN10(A12S) 79~81 J-VHN10(A14S) 79~80 E-HN10(A14,A14E) 80~ <b>YANMAR</b> COMBINE 2HS75 77~	
		2114-37001 HI 2114-77004 HI 2114N-77004 HI	
<b>SS-1212</b> 	<b>12V</b> 31204-634-005 23343-N3300 23343-N3301	<b>HONDA</b> CIVIC 1200 CVCC SB-1 77~ <b>NISSAN(DATSUN)</b> SUNNY AUSTER (Z16S) 80~81 STANZA (L16E,Z16E) 77~ BLUEBIRD (Z16S,Z18,Z18S,Z18ET,Z20E,Z20S) 78~80 GAZELLE (Z18S,Z18ET,Z20E) 79~81 SILVIA (Z18S,Z20E) 79~82 SKYLINE (Z18S,L20E,L20S,L20ET) 79~83 LAUREL (Z18S,L20S,L20ET,L28E) 79~81 LEOPARD (Z18,L20ECT,L28E) 78~81 CEDRIC,GLORIA (L20P,L20S,L20EC,L20ET,Z20P, L28EC) 79~81 CARAVAN (H20S) 81 PICK UP,200SX,510,610,710 75~81 [USA] PICK UP,200SX,(STD TRANS) 82~83 [USA] <b>YANMAR</b> TRACTOR YM1600,YM1900 73~ COMBINE TC580(H7EYC) 81~	
		2114-57001 HI 2114-87004 HI	
<b>SS-1213</b> 	<b>12V</b> 23343-M4900 23343-V5301	<b>NISSAN(DATSUN)</b> STANZA CHERRY (A12S) 77~ VIOLET (L16E) 80~ BLUEBIRD (L18S,L20E) 79~ GAZELLE (FJ20,FJ20ET) 82~83 SILVIA (CA18E,CA18ET,CA18S,FJ20,L18E) 79~83 SKYLINE (FJ20,FJ20ET,L20E,L20S,L20ET) 79~83 LAUREL (CA18S,L20S,L20ET,L28E) 80~84 LEOPARD (L20E,L20ECT,L28E) 80~84 FAIRLADY Z (L20E,VG20ET,VG30ET) 81~84 CEDRIC,GLORIA (L20S,L20EC,L20ET,L20P,L28EC, CA20S,VG30E,VG20E,VG20ET) 79~83 (VG30)[CHINA] CEDRIC,GLORIA E-PY30(VG30E) 83~ RAIRLADY Z E-231(VG20ET,VG30ET) 83~ 300ZX[USA]	
		2114-17005 HI 2114-37504 HI	








# STARTER SOLENOIDS

New-Era No.	Ref.No.	Application	
<b>SS-1214</b> 	<b>12V</b> 23343-H9100  2114-47005 HI	<b>NISSAN(DATSUN)</b> SUNNY 1200 1300 1400 1500 CALIF VAN 1200 1400 PULSAR 1200 1400 VAN 1400 LANGLEY	B310(A14S,A14E,A12S) 79~ E-B310(A12A) 80 E-GB310(A13S) 81 E-HB310(A14S) 80 E-PB310(A15S,A15E) 81 E-HB310(A14E) 79 J-VB310(A12S) J-VHB310(A14S) N10(A14S,A14E,A12S) 77~ E-HN10(A14,A14E) 80~ E-YN10(A12A) 80 E-HN10(A14S) 80 E-HN10E(A14E) J-VHN10(A14S) 80 E-HN10(A14,A14E) 80~
		<b>SS-1215</b> 	<b>12V</b> 23343-G7002 23343-37506  2120-57002 HI
<b>SS-1217</b> 	<b>12V</b> 5-81151015-0 5-81151029-0 23343-61504 23343-G7001  2130-27001 HI 2130-6700 HI	<b>ISUZU</b> ELF PICK UP TRUCK FLORIAN FASTER	TLD(C240) 78~ KBD20,25 78~ PAD30(C190) 82 KBD20(C190) 79
		<b>NISSAN(DATSUN)</b> CEDRIC DIESEL ENGINE PICK UP TRUCK DATSUN TRUCK CEDRIC LAUREL HOMY  <b>YANMAR</b> TRACTOR ENGINE FOR UNIVERSAL USE(2T90L)	Q330,331(SD22), R330(SD22),K430(SD22) 76~ R330(SD22) 78~ (SD33) 76~ KBD20,25 78~ K-S720(SD22) 80~81 K-SG720(SD22) 81 (SD23)[CHINA] K-SC230(SD20) 78~ RE20(SD22) 78~ YM2210, YM2500, YM3000 78~ 78~
<b>SS-1218</b> 	<b>12V</b> 23343-37506 23343-G7002 23343-31W00  2120-37003 HI	<b>NISSAN(DATSUN)</b> CEDRIC, GLORIA DIESEL 2000 220D	K-R430, R330(SD22), K-S430, Q330(SD20) 79~81 K-SC230(SD20)
		LAUREL DIESEL 200D CARAVAN HOMY DATSUN TRUCK HOMER, CABSTAR ATLAS 100, 150, CONDOR FORKLIFT CEDRIC DIESEL TRUCK	K-RSE20, VRE20(SD22) 79~80 K-VRE20(SD22) 79 N-YGE23(SD23) 82~83 RE20(SD22) K-VRE20(SD22) 79 N-YGE23(SD23) 82~83 K-S720(SD22) 80~81 QF20(SD22) 79~ K-QF21(SD22) 80 K-E23(SD23, SD25) K-YF22(SD23) 82 K-EF22, K-EH22(SD25) QF02(SD22, SD23) 79~80 (SD23)[CHINA] N-AG720(SA23) 85~

# STARTER SOLENOIDS

New-Era No.	Ref.No.	Application
<b>SS-1219</b> 	<b>12V</b> 23343-M8000 23343-M8001 23343-M8003 23343-V5201	<b>NISSAN(DATSUN)</b> CHERRY (E15E,E15S,VE15S) 81~ SENTRA (E15,E16)[USA] 82~ DATSUN 310 (E15) 82~ 200SX (S12) 83~ MARCH (MA10) 82~83 PULSAR (E13S,E13V,E15S,E15ET,VE13S) 81~ E-RN12(E15E,E15S) LIBERTA VILLA (E15ET,E15S) SUNNY (E13S,E15E,E15S,E15ET) 81~ LANGLEY (E15S) PRAIRIE (E15S,CA18S) 82 BLUEBIRD (CA18S,CA18ET,CA20S,DA18S) 82~83 (CA16S) SILVIA (CA18E,CA18S,CA18ET) 82 SKYLINE (CA18S) 84 LAUREL (CA18S) CEDRIIC (CA20S)[CHINA] VIOLET STANZAFX,AUSTER JX E-T11(CA16)
	2114-27501 HI 2114-87504 HI 2114-67505 HI	
<b>SS-1221</b> 	<b>12V</b> 23343-V0700	<b>NISSAN(DATSUN)</b> BLUEBIRD VAN K-VEJ910(LD20) 80~ CEDRIC,GLORIA K-H430(LD28) 80~ N-HY30(LD28) 83~ DIESEL 2000 280D K-EJC31(SD28) 80~81 N-HY30(LD28) 81~83 SKYLINE DIESEL 280D K-EGC211(LD28) 80~81 K-ER30,N-ER30(LD28) 82 LAUREL DIESEL 200D K-EJC31,N-EJC32(SD28) 80~82 CEDRIC (LD23)[CHINA]
<b>SS-1222</b> 	<b>12V</b> 23343-W1700	<b>NISSAN(DATSUN)</b> BLUEBIRD DIESEL K-EJ910(LD20) 82~ VAN K-VEJ910(LD20) 80~ CARAVAN,HOMY N-KSD23(LD20T) 80~ MAXIMA DIESEL [USA] 82~83
<b>SS-1223</b> 	<b>12V</b> 23343-D0300	<b>NISSAN(DATSUN)</b> VIOLET LIBERTA E-PT11 81~ STANZA FX (CA18,18E) 81~ AUSTER ET11(CA16) 81~ <b>YANMAR</b> TRACTOR (3TNB80U)
	2114-47007 HI (X-211447007)	
<b>SS-1224</b> 	<b>12V</b> 23343-U6000	<b>NISSAN(DATSUN)</b> 510 200SX 720 PICK UP 81~82
<b>SS-1225</b> 	<b>12V</b> 23343-07M00	<b>NISSAN(DATSUN)</b> SENTRA DIESEL CD17[USA] 83~ 300ZX 83~

# STARTER SOLENOIDS

New-Era No.	Ref.No.	Application
<b>SS-1226</b>  <b>12V</b>	8-94228453-0	<b>ISUZU</b> GEMINI DIESEL FARGO VAN(COLD) WAGON PFD60(4FB1) 79~82 PFD46(4FB1) 80~ PFD60(4FB1) 79~ WFR50DV(4FB1) 80~ WFR51DW(4FC1) 80~
	2114-77007 HI	
<b>SS-1227</b>  <b>12V</b>	23343-43G00	<b>NISSAN(DATSUN)</b> DATSUN 4WD ATLAS N-D21(TD23) 88.9~ N-F22,N-AH40(TD27) 88.9~
	2130-67005 HI	
<b>SS-1228</b>  <b>12V</b> WITHOUT S-TERMINAL CABLE	23343-10G00	<b>NISSAN(DATSUN)</b> DATSUN TRUCK N-AD21(SD23) 85.9~
	2130-97004 HI	
<b>SS-1229</b>  <b>12V</b>	8-94337444-0	<b>ISUZU</b> ELF150 BIG HORN BIG HORN WAGON P-NHR55E(4JA1) 87~ P-NHR54C(4JB1) 87~ Q-UBS52F(4JA1) 87~ Q-UBS69(4JG2) 91~
	2130-27006 HI	
<b>SS-1230</b>  <b>12V</b>	8-97365923-1	<b>ISUZU</b> D-MAX RODEO 2.5 4JA1 02~06 3.0 4JH1 02~06 2.5 4JA1 02~06 3.0 4JH1 02~06
<b>SS-1250</b>  <b>12V</b>	23343-W0400	<b>NISSAN(DATSUN)</b> CEDRIC LEOPARD BLUEBIRD DATSUN TRUCK ATLAS 1000 200,300 E-430(Z20P) 82~ E-JF30(Z18S) 82~ E-J910(Z16S) 82~ L-C720(Z16S) 82~ L-BF22(Z16S) 82~ M-PF22(Z20S) M-PH40(Z20S) 82~
	2114-27502 HI 2114-77505 HI	<b>SUBARU(FUJI)</b> JUSTY E-KA5,E-KA6(EF10) 83~
<b>SS-1302</b>  <b>12V</b>	31204-634-670 31204-634-671 8-94208303-0 23343-C0600	<b>HONDA</b> CIVIC 1200, 1500 CIVIC 1200 [USA] 73~74 [USA] 75~77 <b>ISUZU</b> GEMINI FASTER PICK UP TRUCK G161Z 75~ PF50 75~ 75~ 75~ <b>GM</b> CHEVROLET LUV TRUCK 75~ <b>NISSAN(DATSUN)</b> FIRE ENGINE TRUCK PATROL 60,F780,F60,4W73 J-G60(P40) 79~80 J-FG61(PF40) 80~81
	2114-27001 HI	

STARTER SOLENOIDS


















# STARTER SOLENOIDS

New-Era No.	Ref.No.	Application
<b>SS-1520</b> 	<b>12V</b> 8599-24-736 MD611010  M372X04171 MI	<b>MAZDA</b> LUCE 2200 DIESEL P826(S2) 80~ BONGO DIESEL P713(S2) 80~ FIERRA DIESEL [ASIA] B2200 [USA] 81~84
		<b>FORD</b> COURIER  <b>MITSUBISHI</b>
<b>SS-1521</b> 	<b>12V</b> S501-24-736 47X11-02211  M372X06171 MI	<b>MAZDA</b> TITAN DIESEL 2500 TA3X,EXR15(XA) 80~
		<b>MITSUBISHI HEAVY INDUSTRIES</b>
<b>SS-1522</b> 	<b>24V</b> ME700119 ME700316  M372X10371 MI	<b>MITSUBISHI</b> CANTER FE111 83~ 15,20 T200,T220,FB100,FB120, 83~ FE100(4DR) 20,30 FE101(4DR,4D30) 83~ FE111,FE211,K-FE100 (4G30)
<b>SS-1523</b> 	<b>12V</b> 23343-Y0513 23343-M8110  M371X33071 MI M371X53071 MI	<b>NISSAN(DATSUN)</b> STANZA FX1600 E-T11(CA16) 81~83 AUSTER JX1600 E-T11(CA16) 81~83 1600 E-PA11,E-KPA11(Z16) 81~82 VIOLET LIBERTA 1600 E-T11(CA16) 81~83 1600 E-PA11,E-KPA11(Z16) 81~82 FAIRLADY Z 2000 E-S130,E-GS130(L20E) (COLD) E-GS130,E-S130(L20E,T) 80~ E-HS130,E-HGS130(L28E) (COLD) 78~81 E-HG130,E-HGS130(L28E) 81~ E-HS130,E-GS130(L28E) 80~ CEDRIC 2000 E-430(L20E,L20S) 78~81 N230,VN230,N330(H20) (COLD)E-430(L20E) 81~ C-P331,C-KPF331(L28E) 78~81 GLORIA 2000 N230,VN230,N330(H20) 79~85 (COLD)E-430(L20E) 81~ C-P331,C-KPF331(L28E) 78~81 SKYLINE 1600VAN J-VBC211(Z16S) 81~82 1800 E-FJR30(CA18E,CA18S) 82~ 2000GT-E HGC211(L20E) 78~81 2000 TURBO (COLD) E-HGC211,E-HR30(L20E,T) 80~ LAUREL 1800 E-JC31(CA18) 82~ 2000 E-HC231,C-HC230(L20E,L20) 2000 TURBO (COLD) 78~81 E-HC31(L20E,T) 80~ C-KNC230,E-KNC231(L28E) 78~81 BLUEBIRD 1600 VAN J-VTJ910(Z16S) 81~82 2000,1800 E-YU11,E-U11(CA20,CA18) 82~ CARAVAN 2000 VRE20,E23(H20S) 79~85 HOMER 1600 F21(J16) 79~83 2000 F21(H20S) 79~85 CABSTER 1600 F21(J16) 79~83 PRAIRIE 1800 E-PM10(CA18S) 82~ MARCH E-K10(MA10) 82~
<b>SS-1524</b> 	<b>12V</b> ME700315  M372X00671 MI	<b>MITSUBISHI</b> FUSO FB120B,FE120B(4DR5) 82~85 CANTER 20,15 N-FB300(4DR5) 84~88 CANTER

STARTER SOLENOIDS



# STARTER SOLENOIDS

New-Era No.	Ref.No.	Application
<b>SS-1526</b> 	<b>24V</b> <b>ME700984</b>	<b>MITSUBISHI</b> FUSO CANTER 2000,3000,3500 FB300,FE334,434,444 (4DR5,4D31T) 87~ CANTER 3300,3000 (4D32,31,30) 88~ CANTER 3600,3300 (4D32,31) 88~
	M372X11171 MI	
<b>SS-1528</b> 	<b>12V</b> <b>E356-18-X10</b> <b>MD618543</b> <b>23343-M8011</b> <b>23343-D0511</b> <b>23343-41B10</b> <b>F2D4-18-X10</b> <b>31200-80090</b> <b>23343-AA090</b> <b>23343-KA110</b> <b>23343-20P11</b>	<b>MAZDA</b> FAMILIA 1300 BF3P(E3) 84~ 1300 1500 WAGON VAN 84~ BW5W,BW3W,BF5V BF3V(E5,E3) 1500 BF5P,BF5R(E5) 84~ 1600 WAGON VAN 89~ BWMR,BF6M(B6) 1800 BG8S(BP) 90~ <b>LASER</b> 1600 VAN BF6MF(B6) 89~ 1800BG8PF(BP) 90~ <b>FORD LASER</b> 1500 1300 VAN 84~ BF5VF,BF3VF(E5,E3) <b>LUCE</b> 2000 HC2J(F2),HCEP(FE) 90~ 2000 LPG HCEJ (FE) 90~ <b>CAPELLA</b> 1600 GD6P,GV6V(B6) 89~ 1800 WAGON GV8W(F8) 90~ <b>ROADSTER</b> 1800 1600 89~ NA8C,NAGCE(BP,B6) <b>AZ-3</b> 1500 EC5SA(B5) 89~ <b>TELSTAR</b> 1800 2000 WAGON 90~ GV8WF,GVERF(F8,FE) <b>REVIEW</b> 1300 DB3PA(B3) 86~ <b>FORD FESTIVA</b> 1300 D23PF, 86~ ADA242,DA3PF,DAJPF(B3,BJ)
	<b>MITSUBISHI</b> DELICA 3000 WAGON PBGW,PD6W(6G72) 93~ <b>NISSAN</b> SKYLINE 1800 R32(CA18i) 85~ 2000(COLD) 90~ R33,R32 (RB20E,RB20DET,RB20DE) 2000,2000 WAGON 85~ R31(RB20DE,20DET,20E,20ET) 90~ 2500(COLD) R33,R32(RB25DE,RB25DET) <b>BLUEBIRD</b> 1600 VAN 85~ U11(CA16S) 1600(COLD) 90~91 U12(CA16S) 1600 1800 2000 U11,U12 85~ (CA16S,18DE,18i,18E,18ET,18S,20S) 1800(COLD) U12(CA18i) 90~91 1800 WAGON U11(CA18ET) 85~93 <b>LAUREL</b> 2500 2000(COLD) 90~ C34(RB25DET,RB25DE) 2000 85~ C32(RB20DET,RB20E) 1800 C33(CA18i) 85~ 1800 LPG 87~93 C32(CA18P) <b>CEDRIC</b> 2000 Y31(RB20P) 90~ 2000 LPG 87~93 Y31(CA20P) <b>GLORIA</b> 2000 LPG 87~93 Y31(CA20P) <b>CEFIRO</b> 2000 85~ A31(RB20DET,RB20E) 180SX 1800 C33(CA18i) 85~ <b>PRAIRIE</b> 1500 M10(E15S) 82~93 2000 M11,M10(CA20S) 86~	
M371X71271 MI		
M371X62171 MI		
M371X72175 MI		
M371X63071 MI		
M371X62871 MI		
M371X72171 MI		

CONTINUED

STARTER SOLENOIDS




# STARTER SOLENOIDS

New-Era No.	Ref.No.	Application	
<b>SS-1528</b> 	<b>12V</b> E356-18-X10 MD618543 23343-M8011 23343-D0511 23343-41B10 F2D4-18-X10 31200-80090 23343-AA090 23343-KA110 23343-20P11  M371X71271 MI M371X62171 MI M371X72175 MI M371X63071 MI M371X62871 MI M371X72171 MI	PRAIRIE 2000(COLD) M11(CA20S) 90~ VANETTE 2000 COACH C22(CA20S) 85~ LARGO 1800 GC22(CA18ET) 85~ SERENA 2000 WAGON C23(SR20DE) 91~ MARCH 1000 K10(MA10ET,MA10S) 82~93 AD VAN 1300 1500 VB11(E13S,E15S) 82~93 CABSTAR 1600 F20,F21(J16) 85~ AUSTER 1600 1800 T12,T12Y 85~ (CA16S,CA18DE,CA18ET,18i) STANZA 1600 1800 T12Y(CA16S,CA18ET,18i) 85~	
		<b>SS-1529</b> 	<b>12V</b> MD618581 MD618613 MD607997

STARTER SOLENOIDS



# STARTER SOLENOIDS






New-Era No.	Ref.No.	Application
<b>SS-1530</b> 	<b>12V</b> <b>K805-18-X10</b> <b>23343-T5002</b> <b>23343-77A11</b>	<b>MAZDA</b> LUCE 2000,(COLD) HCFS(JF) 90~91 é fini MPV 3000 WAGON LVEW(JE) 90~ LANTIS 2000,(COLD) CBAEP(KF) 91~ AZ-3 1800,(COLD) ECPSA(K18) 91~ PRESSO 1800 EC8S,EC8SE(KF,K8) 91~ EUNOS 500 2000 1800 CAEPE,CA8PE(KF,K18) 91~ MX-6 2500,2000 GE5B,GEEB(KL,KF) 91~ EUNOS 800 2500,(COLD) TA5P,5Y,5A,5Z(KL) 93~  <b>NISSAN</b> VANETTE LARGO 1500 VAN GC22(A15S) 92~ VANETTE TRUCK 1200 1500 TC22(A12S,A15S) 92~ SUNNY 1200 TRUCK B122(A12) 92~ VANETTE 1200 1500 VAN C22(A12S,A15S) 92~
	<b>M371X72371 MI</b> <b>M371X73671 MI</b> <b>M371X64671 MI</b>	
<b>SS-1532</b> 	<b>24V</b> <b>ME701490</b>	<b>MITSUBISHI</b> ROSA BE439/449/459(4D34T4) 95~ BG438, BE438(4D35) BE436(4D36) CANTER FE507/517/537(4D33) 95~ FE637/527 FE567/667 FG507 FE659(4D34) FE639/649(4D34T4) FE659/669 FE508/518(4D35) FE528/538 FE548/568 FE638/648 FE658/668 FG508/538/638 FE516/536/636(4D36)
	<b>M372X11871 MI</b>	
<b>SS-1533</b> 	<b>12V</b> <b>B6S8 18 X10</b> <b>47X11-02319</b> <b>31220-84030</b> <b>31220-83020</b> <b>31220-82130</b>	<b>MAZDA</b> FAMILIA BG5P, BG5S(B5) 92~96 BG6R, BG6Z(B6) 92~96 BG8P, BG8S, 92~96 BHA8S/P(BP) FESTIVA BG3P, BG3S(B3) 92~96 D23PF(B3) 92~96 D25PF(B5) 92~96  <b>MITSUBISHI</b> TRACTOR (K3A/B/C/D/F/R) 98~  <b>SUZUKI</b> EVERY/CARRY DA51T/V, DB51T(F6A) 97~98 DC51B/T, DD51B/T(F6A) 97~98 DA52T/V/W, DB52T/V(F6A) 98~ DA62T/V/W(K6A) 98~ DE51V, DF51V(F6A) 97~98 WAGON R WIDE MA61S, MB61S(K10A) 97~99 WAGON R PLUS MA63S(K10A) 99~ WAGON R MC21S(K6A) 99~ WAGON R SOLIO MA64S(K10A) 99~ JIMNY JB23W(K6A) 99~ CULTUS AA34S, AB34S(G13B) 83~93 CULTUS ESTEEM AA41S/43S/44S(G10) 83~93 AB43S/44S(G10) 83~93 AB34S/AF34S(G13B) 83~93 AH14S, AJ14S(G16A) 83~93 AH64S, AJ64S(G15A) 83~93 JIMNY SIERRA JB32W(G13B) 83~93 JIMNY WIDE JB33W(G13B) 84~95 CULTUS CRECENT GA11S(G13B) 86~89 95~00 ESTEEM 95~02 SAMURAI 86~93,95 SIDE KICK/ VITARA 89 SWIFT 89~01 KARIMUN FORSA GLX(F4)  <b>MITSUBISHI HEAVY INDUSTRIES</b>
	<b>M371X71973 MI</b> <b>M371X72073 MI</b> <b>M371X62272 MI</b>	

STARTER SOLENOIDS









# STARTER SOLENOIDS

STARTER SOLENOIDS

New-Era No.	Ref.No.	Application
<b>SS-1534</b> 	<b>24V</b> <b>ME753433</b>	<b>MITSUBISHI</b> CANTER FE548/568/638/648/658(4D35) 96~06 FE668/658/508/518/528 FE538/FG538/638/508 FE507/567/637/667(4D33) 96~06 FE517/527/537/FG507 96~06 FE636/516/536(4D36) 96~06 FE649/659/669/639(4D34T4) 96~06 FE659(4D34) 96~06 <b>ROSA</b> BE436(4D36) 96~06 BE636(4D35) 98~06 BE438/BG438(4D35) 96~06 BE439/449/459(4D34T4) 96~06 BE63C(4D33) 98~06
	<b>M372X13071 MI</b>	
<b>SS-1535</b> 	<b>12V</b> <b>MD618972</b> <b>ME701462</b> <b>23343-88V00</b> <b>31220-68D00</b> <b>N326-18-X10</b> <b>ME753151</b>	<b>MAZDA</b> SAVANNA RX-7 FC3S, FC3C(13B, 13B RE) 90~92 LUCE HC3S(13B, 13B RE) 90~96 <b>MITSUBISHI</b> DELICA SPACE GEAR PA5W, PB5W(4D56) 94~03 PC5W PD8W, PE8W(4M40) 95~00 PF8W DELICA TRUCK P05T, P15T(4D56) 94~03 DELICA P05T, P15T(4D56) 94~03 P05V, P15V P05W PD8W, PE8W(4M40) 00~07 PF8W DELICA CARGO PA5V, PB5V(4D56) 94~03 PD5V CHALLENGER K94W, K94WG(4D56) 94~03 MIRAGE CK8A, CM8A(4D68) 95~98 LANCER CK8A, CM8A(4D68) 95~98 CK8AR STRADA K74T(4D56) 94~03 PAJERO V26C, V46V(4M40) 95~07 V26WG, V46WG V46W V68W, V78W(4M41) 95~07 V88W, V98W(4M41) 06~ <b>CANTER GUTS</b> FB50A(4M40) 95~07 FB51A, FD5A(4M40) 95~00 FB501, FB511 FD501 FB70A,FD70A(4M40) 01~
	<b>M371XA0273 MI</b> <b>M371X64273 MI</b> <b>M371XA1274 MI</b>	
<b>SS-1536</b> 	<b>12V</b> <b>WL81-18-X10</b>	<b>FORD</b> RANGER
<b>SS-1537</b> 	<b>12V</b> <b>WL91-18-X10</b>	<b>MAZDA</b> BT-50
<b>SS-1540</b> 	<b>24V</b> <b>ME700307</b>	<b>MITSUBISHI</b> FUSO MIDDLE BUS (MK115H)(6D14) 78~ FUSO MIDDLE TRUCK (FK115)(6D14) 80~
	<b>M371X20171 MI</b>	



# STARTER SOLENOIDS

New-Era No.	Ref.No.	Application
<b>SS-1541</b>  <b>24V</b>	<b>ME700035</b>  <b>M371X20571 MI</b>	<b>mitsubishi</b> LARGE TRUCK (6D1,6D2) 82~ INDUSTRIAL MACHINE (6D1) TRUCK (6D10,14,15,16) 85~
<b>SS-1542</b>  <b>24V</b>	<b>SE01-24-736</b> <b>MD618708</b> <b>34766-20934</b>  <b>M371X20671 MI</b>	<b>MAZDA</b> TITAN 2500,3000 DIESEL 84~ 2000,4100(ZB),E3000 81~  <b>MITSUBISHI</b> FORKLIFT (S6E) 86~ INDUSTRIAL MACHINE (S6E,4DQ) 86~ VESSEL (S6F)
<b>SS-1543</b>  <b>24V</b>	<b>1372-24-736</b> <b>ME700215</b>  <b>M371X20271 MI</b>	<b>MAZDA</b> TITAN 4100,5500(ZB) 80~ BONGO DIESEL(ZC) TITAN E3700(XC)  <b>MITSUBISHI</b> FUSO LIGHT BUS ROSA(6DR5) 78~83
<b>SS-1544</b>  <b>24V</b>	<b>ME700278</b>  <b>M371X21571 MI</b>	<b>MITSUBISHI</b> FUSO LARGE BUS,TRUCK 82~87 (6D20,6D22) THE GRATE (6D22T) TRUCK-CRANE (6D22) FUSO LARGE BUS AERO-MASTER 82~88 (6D20,6D22) FUSO LARGE BUS AERO-KING 87~ (8DC9T6) LARGE BUS (6D20,6D22T) THE GRATE (6D20,6D22T)
<b>SS-1545</b>  <b>24V</b>	<b>ME700379</b>  <b>M371X20871 MI</b>	<b>MITSUBISHI</b> FUSO CANTAR 20,30,35[ECE] 87~88 (FE337,437,447,467)(4D33) FUSO CANTER [GENERAL] (4D33,4D32)
<b>SS-1546</b>  <b>12V</b>	<b>SLSK-18-X10</b>  <b>M371X22571 MI</b>	<b>MAZDA</b> GENERATOR (XB,ZB) 90~93 FORKLIFT (TF) 92~

STARTER SOLENOIDS



# STARTER SOLENOIDS

STARTER SOLENOIDS

New-Era No.	Ref.No.	Application
<b>SS-1547</b> 	<b>24V</b> <b>ME701442</b>	<b>FUSO</b> CANTER FE50E/53E/63E(4M51) 00~06 FE70D/72D/73D/82D(4M50T) 00~ FG70D(4M50T) 07~ FE70E/72E/73E/82E(4M51) 00~06 FG50E/70E/73E(4M51) 00~06 FG70D/73D(4M50T3) 00~06 FE507/517/527/537(4D33) 95~99 FE567/637(4D33) 95~99 FE508/518/528/538/548(4D35) 95~99 FE568/638/648/658/667(4D35) 95~99 FE668/658(4D35) 95~99 FG508/538/638(4D35) 95~99 FE516/536/566(4D36) 95~99 FE639/649/659/669(4D34T4) 95~99 FE659/FK603(4D34) 95~99 FE70C/72C/73C/82C/83C(4D33) 02~04 FE51C/52C/53C/63C(4D33) 00~01 <b>FIGHTER</b> FM62F/FQ61F/62F(6M60T1/T2) 04~ FK61F/62F/64F/65F/71F(6M60T) 96~ FK72F/74F/75F/FL63F(6M60T) 04~ FK61R/64R/71R/74R(4M50T) 96~ FK71D(4M50T1/T5) 04~ FK622/672/727(6D16) 96~ FK628/629/668/678/728(6D17) 96~ FL628/638/639(6D17) 96~ FK662(6D16T3) 96~ FK71G/71H/74H(6M61) 96~ FL61H/63H(6M61) 96~ <b>FIGHTER MIGNON</b> FH217/218/227(6D16) 96~ FH228(6D17) 96~ FH221G/21H(6M61) 96~ <b>AERO MIDI-S</b> MJ26R(4M50) 04~ MJ23H/25H/26H/27H(6M61) 97~ MM33H/35H(6M61) 97~ MK23H/25H(6M61) 97~ MK25F/26F/86F(6M60T) 97~ MM85F/86F(6M60T) 97~ MJ218/219/629(6D17) 95~ MM219/319/619/719(6D17) 95~ MK219/619/629(6D17) 95~ MM812/822(6D16) 95~ MK612/622(6D16) 95~ <b>AERO MIDI-ME</b> ME17D(4M50T) 02~ <b>AERO STAR HEV</b> MP37J(6M70) 06~ <b>AERO STAR</b> MP37J(6M70) 97~ <b>MITSUBISHI HEAVY INDUSTRIES</b> <b>INDUSTRIAL MACHINE</b> TYPE 8/11/14(6D143) 94~97 TYPE 6(6D144) 94~ TYPE 1(6D153/162) 96~ TYPE 2(6D144/153/162) 96~ TYPE 3/4(6D144/162) 96~ TYPE 5/6/7(6D162) 96~
		<b>M371XB2371 MI</b>
<b>SS-1548</b> 	<b>24V</b> <b>MD619791</b> <b>ME701590</b>	<b>FUSO</b> INDUSTRIAL MACHINE (6D31/340) 96~ TYPE1/3(6D340) 96~ TYPE2(4D333/342/6D340) 96~ TYPE4(6D340) 96~ TYPE8(4D342) 96~ COLD DISTRICTS(6D311) 96~ <b>MITSUBISHI</b> <b>FORKLIFT</b> (4D68) 99~
		<b>M371XB2471 MI</b>





# STARTER SOLENOIDS

New-Era No.	Ref.No.	Application
<b>SS-1568</b> 	<b>24V</b>  <b>M373X00171 MI</b> <b>M373X00371 MI</b>	<b>MITSUBISHI</b> BUS B800,B805 74~77 MM104H,MP117M MM504M,MP517M MK103H,115H 74~75 (6DC2) 74~77 (6D11) 74~75 (6D20,6D22) 76~ (6DR5) 74~78 LIGHT BUS ROSA ROSA B360 74~ JUPITER T44 70~71 TRUCK T654,800,810 74~77 T910,FP101,KE103J,FM104,FP117N W81D (6D14,6D11,6D10) 74~75 (6DC2) 74~77 CRANE
		<b>SS-1569</b> 
	<b>M373X05171 MI</b> <b>M373X04571 MI</b> <b>M373X05371 MI</b>	






STARTER SOLENOIDS

# STARTER SOLENOIDS

New-Era No.	Ref.No.	Application
<b>SS-1570</b> 	<b>24V</b> <b>ME700196</b> <b>SD041</b>	<b>MITSUBISHI</b> BUS (6DC2) 77~ (6D20,6D22) 76~80 (6D2) 78~81 LARGE BUS TRUCK MP117,MP517(6D20) 78~79 (6DC2) 77~ (6D20) 76~79 CRANE K201 77~
	<b>M373X04071 MI</b>	
<b>SS-1608</b> 	<b>12V</b> <b>28150-22011</b> <b>28150-24061</b> <b>28150-24070</b> <b>28150-24071</b> <b>28150-25010</b> <b>28150-25013</b> <b>28150-33020</b> <b>28150-33021</b> <b>28150-34070</b> <b>28150-41011</b> <b>28150-60040</b> <b>28150-87203</b> <b>0221-23-764</b> <b>0578-23-764</b> <b>D27Z-11390A</b> <b>31220-63210</b> <b>31220-73010</b> <b>31220-74010</b> <b>39210-3902</b> <b>49210-7102</b> <b>89210-4122</b>	<b>DAIHATSU</b> MAX CUORE L40 77~79 L45 79~ DELTA SV17T,SV23,DV23,KD10 750(COLD) H-KD11(4K-J) 78~79 WIDE(COLD) H-KB11V(4K-J) 78~79 J-KB12V(4K-J) 79~82 L-KB26V(4K-J) 82~ H-TB10V(2T-J) 78~79 V3#(5R) 77~79 1500,2000 TAFT GRAN H-F20(12R-J) CONSORTE EP31,42,47 CHARMANT A10 1200 H-A10V(3J-HJ) 75~79 1300 E-A30(4K-U) 78~79 J-A30V(4K-J) 79~81 1400 H-A20V(T-J) 76~79 CHARADE E-G10(CB10,11,32) 77~83 <b>MAZDA</b> PROCEED BNA61,H-BNA61 TITAN EVB 62~72 <b>SUBARU(FUJI)</b> LEONE [USA] 73~76 1600 EA33(EA71) 78 1800(A/T) EAB4(EA81) 79 NEW LEONE ESTATE VAN 1600 EAB2(EA71) 79 1800 EAB4(EA81) 79 1600 ENGINE [USA] 80~81 <b>SUZUKI</b> FRONTE H-SH10,E-SS20 76~ JIMNY H-SJ10,H-ST10 76~ CARRY H-ST30 76~79 H-ST20 ALTO SS30,MT(T5B) 79~92 <b>TOYOTA</b> CROWN (M-J,M-U,M-EU,4M-U, 75~83 4M-EU,5M-EU,5R-U) MARK II (M-U,M-EU,4M-EU,5M-EU 76~83 18R-GEU,21R-U) CHASER (M-U,M-EU,18R-GEU,21R-U) 77~82 CORONA (5R-U,12R-U,16R-J, 78~81 18R-GEU,21R-U)(5R-U,LPG) CELICA [USA] 73~80 (2T-GEU,18R-GEU,21R-U) [USA] 78~81 [USA] 73~80 XX (M-EU,4M-EU) 73~80 CAMRY (18R-GEU,21R-U) 80~82 CARINA (2T-GEU,18R-GEU,21R-U) 78~81 COROLLA (4K-U,2A-LU) 79~ [USA] 73~80 SPRINTER (4K-U,2A-LU) 79~ STARLET (4K-U,4K-EU) 78~ PUBLICA (3K-HJ) 75~80 TOWN ACE (2T-J,4K-J,12R-J) 78~79 HIACE (16R,16R-J,18R-J,18R-U 77~82 21R-U) TOYOACE (5R,12R) 79~82 HILUX (12R-J,18R-J) 78~ STOUT (5R) 79~82 LAND CRUISER (2F) 79~ [USA] 73~82 DYNA (5R) 79~82 MASSY DYNA (2F) 75~80 COASTER (20R,22R) 77~82 LARGE TRUCK (2F) 75~80 CRESSIDA [USA] 73~80 PICK UP [USA] 73~80 COROLLA II AL11,20(2A-LU) 79~86
	<b>053400-1010 ND</b> <b>053400-1040 ND</b> <b>053400-1260 ND</b> <b>053400-1530 ND</b> <b>053400-2880 ND</b> <b>053400-3330 ND</b> <b>053400-3350 ND</b> <b>053400-3410 ND</b> <b>053400-3710 ND</b> <b>053400-3810 ND</b>	


STARTER SOLENOIDS

# STARTER SOLENOIDS








New-Era No.	Ref.No.	Application
<b>SS-1609</b>  <b>12V</b>	28150-41020	<b>TOYOTA</b> CROWN MS60,62,66,70,80,82 67~75 87,90(M) MS63,65,75,83,85,95(4M) 67~75 <b>CORONA</b> MARK II MX12,29,RT63,95 72~79 LAND CRUISER MX10,20,27(M) 73~75 PICK UP FJ40,43,55,56(F/2F) 73~74 RN14,22,27
	053400-1150 ND 053400-1151 ND	
<b>SS-1611</b>  <b>12V</b>	28150-87202 31204-611-004 31220-65010	<b>DAIHATSU</b> FELLOW L37 MAX L38 HI JET S37,S38 CHARADE [CHIKLE] MAX CUORE C-L40(AB10) 77~79 E-L45(AB40) 79~80 H-L40V(AB30) 77~80  <b>HONDA</b> LIFE VA, PA  <b>SUZUKI</b> FRONTE LC20,LC10-W 72~77 T-S 77~79 A-SS10
	053400-1271 ND 053400-2970 ND	
<b>SS-1616</b>  <b>12V</b>	28150-23010 28150-23011 28150-36050 28150-60060	<b>TOYOTA</b> TOYOACE PY10(3P)RY12,14 75~ STOUT RK101(5R) 75~ HILUX RN2#(12RJ) 77~ HIACE (H)-RH11,13,16(12R-J) 75~ CELICA RA22,29[USA] 73~79 CORONA RT104,119[USA] 73~79 LAND CRUISER (2F ENG)[USA] 73~79 PICK UP RN23,28,32,42[USA] 73~79 TRACTOR TG10,3P 78~82 FORKLIFT 2FG7,9,2FGL7,9,3P 81~82
	053400-2160 ND 053400-2550 ND 053400-3340 ND	
<b>SS-1617</b>  <b>12V</b>	28150-12030	<b>TOYOTA</b> CELICA RA21 74~ RA21,22,29[USA] 73~79 COROLLA RA22 74~75 KE20 72~79 KE20[USA] 73~79 CORONA RT104,119 72~79 MX13,29,RT85,95,104, 73~79 109[USA] LAND CRUISER FE 73~ (F ENG)[USA] 73~79 CARINA RA1# 74~76 PICK UP RN22,27[USA] 73~79
	053400-1810 ND	
<b>SS-1619</b>  <b>12V</b>	28150-24010	<b>DAIHATSU</b> CONSORTE A10(3K) 74~76 CHARMANT EP42,47  <b>TOYOTA</b> PUBLICA KP3#(2K) COROLLA KE2#,3#,4# KE20[USA] 73~79 SPRINTER KE2#,3#,4# LITEACE KM10(3K-H)
	053400-2120 ND	



# STARTER SOLENOIDS






New-Era No.	Ref.No.	Application		
<b>SS-1660</b> 	<b>12V</b> 28150-15011 28150-15012 28150-37010 28150-87704 49210-5602 49210-7002 31220-78210	<b>DAIHATSU</b> DELTA	J-TB11V,E-TB15G (2T-J,13T-U)	80~
		750(COLD) WIDE(COLD)	J-KD20(4K-J) J-TB11V(2T-J) E-TB15G(13T-U)	79~82 79~82 78~82
		(COLD)	J-KB12V(4K-J) L-KB26V(4K-J)	79~82 82~
		CHARMANT 1500	E-A55(3A-U)	81~
		CHARADE	E-G11(CB12,22,33,34,50)	83~
		(COLD)	E-G10(CB11,32)	80~83
		CUORE	E-L55(AB40)	83~
		MIRA CUORE	M-L55V(AB30,31)	82~
		CUORE,MIRA	L170S(EB4#,50)	85~
			L7#V(EB10,20)	85~
		<b>SUBARU(FUJI)</b>		
		REX550	JKM1(EK23)	78
			EKF1(EK23)	
			MKM1C(EK235C)	83
		NEW LEONE ESTATE VAN		
		1600	EAB2(EA71)	81~83
		1800	EAB4(EA81)	82
		LEONE 1800(A/T)	HARD TOP	82
		1600 ENGINE	[USA]	82~85
		<b>SUZUKI</b>		
		FRONTE(COLD)	J-SS40V(F5A)	81~
		CULTUS	SS80 TYPE1.2(E15)	83~
			SA310GA	84~
		ALTO	SS40V(F5A)	81~82
		<b>TOYOTA</b>		
		CROWN	(M-J,M-U,M-EU,M-TEU)	79~83
		SOARER	(M-TEU)	81~
MARK II	(M-EU,M-TEU,13T-J,13T-U, 18R-GEU,21R-U)	79~84		
CHASER	(M-TEU,13T-U,18R-GEU, 21R-U)	80~		
CRESTA	(M-TEU,1G-EU,13T-U)	80~84		
CORONA	(3A-U,3T-EU,12R-U,12T-J, 12T-U,13T-U,16R-J,18R-GEU, 21R-U)(4A-GEU)	79~83		
CELICA	(2T-GEU,3T-EU,3T-GTEU, 4T-GTEU,12T-U,13T-U, 4A-GEU,18R-GEU,21R-U)	79~83		
XX	(M-EU,M-TEU)	80~		
CAMRY	(3T-EU,12T-U,13T-U, 18R-GEU,21R-U)	80~82		
CARINA	(2T-GEU,3T-EU,3T-GTEU, 12T-J,12T-U,18R-GEU, 4A-GEU,21R-U,3A-U,5K-J)	79~83		
COROLLA	(2T-GEU,3A-U,12T-J, 13T-U,5K-J)	81~87 79~ 83~87		
	[USA]	80~		
COROLLA II	(1A-U)	78~79		
SPRINTER	(2T-GEU,3A-U,12T-J,13T-U) (5K-J)	79~		
CORSA	(1A-U)	78~79		
LITEACE	(4K-J,13T-U)	79~		
TOWN ACE	(4K-J,12T-J,13T-U,12R-J)	79~		
HIACE	(16R,16R-J,18R-J,21R-U,12R-J)	79~82		
HILUX	(18R-J)	79~83		
STOUT	(5R)	80~		
DYNA	(5R)	80~82		
COASTER	(20R,22R)	77~82		
STARLET	[USA]	81~82		
TERCEL	[USA]	78~85		
TOYOACE	(12R,5R)	83~85		
	053400-3931 ND			
	053400-3890 ND			
	053400-4430 ND			
	053400-4431 ND			
	053400-4432 ND			
	053400-5050 ND			
	053400-5240 ND			

# STARTER SOLENOIDS

New-Era No.	Ref.No.	Application
<b>SS-1661</b> 	<b>12V</b> 28150-31040 28150-31050  053400-5000 ND 053400-5001 ND 053400-5250 ND	<b>DAIHATSU</b> DELTA DV23,SY23 80~  <b>TOYOTA</b> TOYOACE PY10,RY12,14 81~ (12R,3P,12R-J) HIACE (H-)RH11,13,16 81~ (12R,3P,12R-J) STOUT RK101 80~ DYNA,COASTER RU1#(19R,5R) 80~ FORKLIFT 2FG7,9,2FGL7,9(3P) 82~ TRACTOR TG10(3P)
	<b>SS-1663</b> 	<b>12V</b> 31204-PA5-911 31204-PA5-991 31204-PC1-004  053400-5280 ND 053400-5282 ND 053400-5290 ND 053400-5292 ND
<b>SS-1664</b> 	<b>12V</b> 28150-87205 28150-87505 28150-87506  053400-5120 ND 053400-5150 ND	<b>DAIHATSU</b> CUORE(COLD) E-L55(AB40) 80~ MIRA CUORE(COLD) M-L55V(AB31) 83~ HI JET J-S65Y (COLD) J-S60,65(AB20) 80~  <b>SUBARU(FUJI)</b> DOMINGO 4WD E-KJ6 83~86 2WD E-KJ5 83~86 (COLD)E-KJ5 83~85
	<b>SS-1666</b> 	<b>12V</b> 31220-79620  053400-6090 ND
<b>SS-1667</b> 	<b>12V</b> 1345-24-736A MD604919  053400-4820 ND	<b>MAZDA</b> PORTER CAB 550 HJ-PC40(2G23) 80~  <b>MITSUBISHI</b> FUSO MA620 ~69 BUS T620 ~69 CAB TRUCK
	<b>SS-1669</b> 	<b>12V</b>  053400-7570 ND
<b>SS-1670</b> 	<b>12V</b> 28150-87207  053400-6180 ND	<b>DAIHATSU</b> CUORE,MIRA AB30,AB31,AB40(M/T) 85~ HI JET AB20,AB51 83~

STARTER SOLENOIDS



# STARTER SOLENOIDS

New-Era No.	Ref.No.	Application
<b>SS-1680</b> 	<b>12V</b> <b>28150-10020</b>	<b>TOYOTA</b> CORSA,COROLLA II ,TERCEL 86~ AL20(2A-U) KP39(4K-J) 86~ <b>LITEACE</b> KM35V(4K-J) 85~ KM50(4K-J) 86~ <b>CORONA</b> AT170(5A-F) 87~ AT175(4A-FE) 88~ <b>CARINA</b> AT170,MT(5A-F) 88~ <b>COROLLA,SPRINTER</b> AE91(5A-FE) 88~ 4G91G(5A-F) 88~ AE91(5A-F) 88~ <b>LITEACE</b> KM30G(5K-U) 88~ KM51(5K) 88~ KM51(5K) 88~ <b>053400-7130 ND</b> SUPER KIJAN (5K)
	<b>SS-1681</b> 	<b>12V</b> <b>28150-87512</b>
<b>SS-1682</b> 	<b>12V</b> <b>28150-87208</b> <b>23343KA040</b> <b>31220-52A20</b> <b>28150-11710</b> <b>28150-BZ010</b>	<b>DAIHATSU</b> CUORE,MIRA L70S,AT(EB4#,50) 85~ L7#V,AT(EB10,20) 85~ <b>LEEZA</b> XENIA L100S,V.AT(EB) 86~ <b>SUBARU(FUJI)</b> REX COMBI KFI(EK23) 85~ KG,4MT,AT(EK23) 86~ KMI(EK23) 85~ KN2,4WD(EK23) 86~ KGI,5DOOR ECVT(EK23) 87~ KGI,3DOOR ECVT(EK23) 87~ <b>SUZUKI</b> ALTO CA72V,EPI(F5A) 87~ CC72V,EPI(F5A) 86~ CA72V,AT(F5A) 87~ <b>TOYOTA</b> FORKLIFT FG5(AB) 86~ AVANZA (K3VE, 3SZVE) 03~ RUSH (3SZVE) 06~ <b>053400-7800 ND</b>
	<b>SS-1683</b> 	<b>12V</b> <b>28150-87509</b> <b>MD604659</b>
<b>SS-1684</b> 	<b>12V</b> <b>31220-51A10</b>	<b>SUZUKI</b> CARRY EVERY DA71T DB71T 86.9~89.5 DB71V,EPI(F5A) DA41#,MT DB41#,MT DA41V,AT(2V,4V) 89.5~90.3 <b>FRONTE</b> CB72S,MT(F5A) 86.7~88.9 CN11S CP11S(F5B) 88.9~ <b>ALTO</b> CA71V,MT CA72V,MT CA71V,AT CA72V,AT(F5A) 86.7~88.9 CC72V(F5A) 86.7~88.9 CL11V(F5B) 88.9~90.3 <b>CERBO</b> CH72V(F5B) 88~ <b>JIMNY</b> SJ30,31 88.5~ SS40T,AT(F5A) 87.10~88.9 <b>053400-8510 ND</b>



STARTER SOLENOIDS

# STARTER SOLENOIDS

STARTER SOLENOIDS







New-Era No.	Ref.No.	Application
<b>SS-1685</b> 	<b>12V</b> <b>28150-70030</b>	<b>TOYOTA</b> ALTEZZA GXE10,GXE10W,GXE15W(1G-FE) 98~ JCE10W,JCE15W(2JZ-GE) 01~ ARISTO JZS160(2JZ-GE) 97~ VEROSSA GX110,GX115(1G-FE) 01~ JZX110(1JZ-FSE) 01~ JZX110(1JZ-GTE) 01~ CROWN GS130,GS130G,GS130W,GS130Z(1G-FE) 91~ GS131H,GS136V,GS141,GS151(1G-FE) 91~ GS151H,GS171,GS171W,GXS12(1G-FE) 95~ JZS130G,JZS131,JZS141(1JZ-GE) 93~ JSZ151,JZS171W(1JZ-GE) 95~ JZS153,JZS171,JZS171W,(1JZ-GE) 95~ JZS173,JZS173W(1JZ-FSE) 99~ JZS171,JZS171W(1JZ-GTE) 99~ GXS10(1G-GPE) 01~ JZS155,JZS157,JZS179(2JZ-GE) 97~ JZS175,JZS175W(2JZ-FSE) 99~ JKS175(2JZ-FSE) 01~ MAJESTA JZS155(2JZ-GE) 97~ JZS177(2JZ-FSE) 99~ URS206(1UR-FSE) 09~ MARK II GX110,GX110W,GX115,GX115W(1G-FE) 00~ JZX110,JZX110W(1JZ-FSE) 00~ JZX110,JZX110W(1JZ-GTE) 00~ JZX115,JZX115W(1JZ-GE) 00~ MARK II /CHASER GX100,GX105,GX70G,GX81,GX90(1G-FE) 92~ JZX100,JZX105,JZX90,JZX93(1JZ-GE) 96~ JZX100,JZX90(1JZ-GTE) 92~ JZX101(2JZ-GE) 96~ SOARER JZZ30(1JZ-GTE) 94~ JZZ31(2JZ-GE) 97~ PROGRES JCG10,JCG15(1JZ-GE) 98~ JCG10,JCG15(1JZ-FSE) 01~ JCG11(2JZ-FSE) 01~ JCG11(2JZ-GE) 98~ SUPRA JZA80(2JZ-GE) 97~ MR-S ZZW30(1ZZ-FE) 99~ OPA ZCT10,ZCT15(1ZZ-FE) 00~ RAV4 ZCA25W,ZCA26W(1ZZ-FE) 00~ WILL-VS ZZE127,ZZE129(1ZZ-FE) 01~ ZZE128(2ZZ-GE) 01~ CAMRY,VISTA ZZV50,ZZV50G(1ZZ-FE) 98~ COROLLA ZZE122,ZZE122G,ZZE124,ZE124G(1ZZ-FE) 00~ ZE123,ZZE123G(2ZZ-GE) 00~ ZZE122N,ZZE124N(1ZZ-FE) 01~ CELICA ZZT230(1ZZ-FE) 99~ ZZT231(2ZZ-GE) 99~ PREMIO/ALLION ZZT240,ZZT245(1ZZ-FE) 01~ <b>LEXUS</b> GS URS190 07~11 IS USE20 07 LS USF40/41 06, 08  <b>128099-7500 ND</b> <b>153400-1510 ND</b>
		<b>SS-1686</b> 
<b>CONTINUED</b>		

# STARTER SOLENOIDS

New-Era No.	Ref.No.	Application
<b>SS-1686</b> 	<b>12V</b> 28150-16160 28150-75150	SPRINTER CARIB AT211(7A-FE) 96~ AE111G,AE114G(4A-FE) 96~ AE111G(4A-GE) 96~ AE115G(7A-FE) 95~ CORSA/COROLLA II EL51(4E-FE) 97~ EL53,EL55(5E-FE) 97~ CYNOS EL52,EL52C(4E-FE) 97~ EL54,EL54C(5E-FHE) 97~ STARLET EP91,EP95(4E-FE) 97~ EP91(4E-FTE) 97~ RAUM EXZ10,EXZ15(5E-FE) 97~ VITZ SCP10,SCP11(1SZ-FE) 99~ NCP10,NCP15(2NZ-FE) 99~ NCP13(1NZ-FE) 00~ BB NCP30(2NZ-FE) 00~ NCP31,NCP34,NCP35(1NZ-FE) 00~ WILL-VI NCP19(2NZ-FE) 00~ WILL-VS NZE127(1NZ-FE) 02~ FUNCARGO NCP20(2NZ-FE) 99~ NCP21,NCP25(1NZ-FE) 99~ PLATZ NCP12,(1NZ-FE) 99~ NCP16(2NZ-FE) 99~ IST NCP60(2NZ-FE) 02~ NCP61,NCP65(1NZ-FE) 02~ PREMIO/ALLION NZT240(1NZ-FE) 01~ DYNA/TOYOACE RZY220/230(1RZ-E) 01~03 TRY220/230(1TR-FE) 03~ HIACE REGIUS RZH101G/111G/125B RZH133S/183K(2RZ-E) 98~03 RZH102V/112K/112V RZH124B/182K(1RZ-E) 98~03 TRH102V/112K/112V TRH122K/124B/200K(1TR-FE) 03~05 REGIUS TOURING RCH42V(1RZ-E) 99~02 INNOVA / KIJANG TGN40(1TR) 04~10 VIOS NCP93(1NZ) 07 VIOS / SOLUNA VIOS NCP4#(1NZ,2NZ) 02~07 YARIS / ECHO NCP10,SCP10(1NZ,2NZ,1SZ) 99~ YARIS NCP90(1NZ,2NZ) 05~07 TOYOTA XA NCP61(1NZ) 03~06 TERCEL EL5(2E,5E) 97~ PASEO EL54(5E) 97~ SOLUNA AL50(5A) 96~ HILUX TGN10,TGN15(1TR) 05~10
		153400-1520 ND 253400-0180 ND
<b>SS-1687</b> 	<b>12V</b> 28226-28051	<b>TOYOTA</b> CROWN YXS10/10H(3YPE) 01~ CONFORT YXS11/11Y(3YPE) 01~ HIACE/REGIUS TRH200K/200V(1TR-FE) 04~ TRH214W/219W/221K/223B(2TR-FE) 04~ TRH224W/226K/226K/228B(2TR-FE) 05~ TRH229W(2TR-FE) 05~ HILUX RZN210W/215W(3RZ-FE) 02~04 TRN210W/215W(2TR-FE) 04~ LAND CRUISER RZJ120W/125W(3RZ-FE) 02~04 TRJ120W/125W(2TR-FE) 04~ WISH ANE10G/11W(1AZ-FSE) 03~ ISIS ANM10G/10W/15G/15W(1AZ-FSE) 04~ ALPHARD ANH10W/15W(2AZ-FE) 02~ MNH10W/15W(1MZ-FE) 02~ IPSUM ACM21W/26W(2AZ-FE) 01~ CALDINA AZT241W/246W(1AZ-FSE) 02~ KLUGER ACU20W/25W(2AZ-FE) 03~ MCU20W/25W(1MZ-FE) 03~ NOAH/VOXY AZR60G/65G(1AZ-FSE) 01~ HARRIER ACU30W/35W(2AZ-FE) 03~ MCU30W/31W/35W/36W(1MZ-FE) 03~ PREMIO/ALLION AZT240(1AZ-FSE) 01~ WINDOM MCV30(1MZ-FE) 01~ CAMRY ACV30/35(2AZ-FE) 01~
		028099-9701 ND 153400-8403 ND

STARTER SOLENOIDS






# STARTER SOLENOIDS

New-Era No.	Ref.No.	Application
<b>SS-1688</b> 	<b>12V</b> 28226-22061  028099-9791 ND	<b>TOYOTA</b> CROWN MARK X COMFORT VOLTZ GRS180,181(4GR-FSE) 03~ GRS182,183(3GR-FSE) 03~ GRX120,125(4GR-FSE) 04~ GRX121(3GR-FSE) 04~ SXS13Y(3S-FE) 01~ ZZE136,138(1ZZ-FE) 02~04 ZZE137(2ZZ-GE) 02~04
<b>SS-1689</b> 	<b>12V</b> 31204-RNA-003 31204-RNA-A010  153400-9390 ND 153400-9700 ND	<b>HONDA</b> CR-V EDIX STREAM CROSSROAD CIVIC STEPWAGON ACCORD RE3/RE4(K24A) 06~ BE8(K24A) 06~ RN6/RN7/RN8/RN9(R18A/R20A) 06~ RT1/RT2/RT3/RT4(R18A/R20A) 07~ FD1/FD2(R18A/R20A) 05~ RG1/RG2(K20A) 07~ CU1/CW1(R20A) 11~
<b>SS-1690</b> 	<b>12V</b> 31210-PC2-016 31210-PD2-006 31210-PD2-026	<b>HONDA</b> ACCORD, CIVIC, PRELUDE QUINT INTEGRA 84~
<b>SS-1691</b> 	<b>12V</b> 31210-PC2-026	<b>HONDA</b> CIVIC AH-100 1500 25I,25IS(EW) AH-110 1500 25R,25RS(EW) AH-120 1500 25I,25IS,25R,25RS(EW) AH-130 1500 25I,25IS,25R,25RS(EW) AK-100 1500 35I,35IS(EW) AH-110 1500 35G,35M(EW) AK-120 1500 35G,35M,35Z(EW) AK-130 1500 35G,35M,35Z(EW) DA2-100 1500 RX, VX(EW) DA2-110 1500 VXE, VXES(EW)
<b>SS-1692</b> 	<b>12V</b> 31210-P0A-004	<b>HONDA</b> ACCORD CIVIC CD3,CD4,CD5,CD6
<b>SS-1693</b> 	<b>12V</b> 31210-P2A-004 31210-P8A-A01	<b>HONDA</b> CIVIC INSPIER EK4(B16A) 96~99 EK9(B16B) 96~99 UA4, 5(J25A, J32A) 98~02 UC1(J30A) 03~05

STARTER SOLENOIDS







# STARTER SOLENOIDS

New-Era No.	Ref.No.	Application
<b>SS-1707</b> 	<b>12V</b> 28150-87303  053400-1313 ND 053400-3290 ND	<b>DAIHATSU</b> DELTA DIESEL 1500 DIESEL 2000 SV18,26,DV26 K-V24,26(DG) V20,23,25(DG) 79~81 77~79
<b>SS-1758</b> 	<b>12V</b> 0-331-402-001 0-331-402-016	<b>BOSCH TYPE</b> MERCEDES-BENZ 220D 2000 ALL 220D 2200 ALL 300D 3000 ALL 68~70 71,73 75~80
<b>SS-1781</b> 	<b>24V</b> 0-331-402-007	<b>BOSCH TYPE</b> DAF FIAT MAN OM-BRESCIA ALFO RENAULT(F) SAVIEM UNIC VOLVO(S) VM STAB.MECCANICI PENTA(VOLVO-PENTA)
<b>SS-1850Y</b> 	<b>12V</b> C3TZ-11390A 1119835 1119853 1119879	<b>DELCO REMY TYPE</b> AUTOCAR CATERPILLAR CHEVROLET DODGE DODGE GMC FORD MARK KENWORTH IHC 68~70 71~78 70~72 65~68 71~72 60~62 64~72 63~71 63,67 63~69
<b>SS-1851Y</b> 	<b>24V</b> C4TZ-11390A 1115526 1119832 1119848  SS-1881	<b>DELCO REMY TYPE</b> AUTOCAR CHEVROLET DIAMOND CATERPILLAR GMC IHC KENWORTH 69~70 69~72 49~52 70~72 70~72 63~71 63~67,72










# STARTER SOLENOIDS

STARTER SOLENOIDS

New-Era No.	Ref.No.	Application
<b>SS-1870</b> 	12V 1115556	DELCO REMY TYPE AUTOCAR CHEVROLET FORD GMC IHC
<b>SS-1871</b> 	24V 1115559	DELCO REMY TYPE AUTOCAR CHEVROLET FORD GMC IHC
	<b>SS-1891</b>	
<b>SS-1880</b> 	12V C4TZ-11390A 1119835 1119853 1119879	DELCO REMY TYPE AUTOCAR CATERPILLAR CHEVROLET DOGDE DOGDE GMC FORD MARK KENWORTH IHC
<b>SS-1890</b> 	12V 1115556	DELCO REMY TYPE AUTOCAR CHEVROLET FORD GMC IHC







TYPE	New-Era No.	VOLT	Material Contact Points of Terminal Studs		REMARK
			COPPER (Cu)	SILVER-MOLYBDENUM (Ag-Mo)	
ROUND	SS-1850Y	12	○		
	SS-1880			○	HEAVY DUTY TYPE OF SS-1850
	SS-1851Y	24		○	
SQUARE	SS-1870	12	○		
	SS-1890			○	HEAVY DUTY TYPE OF SS-1870
	SS-1871	24		○	

# STARTER SOLENOIDS

New-Era No.	Ref.No.	Application
<b>SS-2501</b>  <b>24V</b>	9-82150048-0 9-82150072-0 9-82150074-0  22501-1700Y HI	<b>ISUZU</b> TRUCK BUS  TX,TD,TWD,TSD,TXD BL(DA640)
<b>SS-2511</b>  <b>24V</b>	23343-90008 23343-99007 23343-99008 23343-99010	<b>NISSAN(DIESEL)</b> TRUCK DIESEL BUS  U681,6TW12,PTC PTC,UD33,D4X UD3,UD4,UD5,NN6, ND6,DX40X,U680,T80, T81,5R(A),104,110, TC80,TC81,4R82,U690, UG681
<b>SS-2512</b>  <b>24V</b>	23343-99005	<b>NISSAN(DIESEL)</b> TRUCK DIESEL BUS DIESEL  PD6,PTF8,PTC81 U(A)20,U(A)30
<b>SS-2515</b>  <b>24V</b>	5-81151008-0  22501-9700 HI	<b>ISUZU</b> ELF 150 ELF 250 BUS TRUCK  KAD,TLD TLD54DN,TLD640DM BLD D250(4BA1)
<b>SS-2516</b>  <b>24V</b>	23343-Z9000  2250M-4700 HI 2250I-9700 HI	<b>ISUZU</b> ELF 250  TLD(4BA1)  <b>NISSAN(DIESEL)</b> TRUCK CONDOR  CK25(FD6),CN90, RK90
<b>SS-2517</b>  <b>24V</b>	5-81151103-0 5-81151058-1 5-81151158-1 23343-J5520  2250-47002 HI 2250-87004 HI 2250-17002 HI	<b>ISUZU</b> ELF 150 ELF 250 ELF 150(COLD) ELF 250(COLD)  <b>NISSAN(DIESEL)</b> CABALL CLIPPER CIVILIAN  YC340(ED30) YC341(ED30) K-MC341(ED33)
<b>SS-2518</b>  <b>24V</b>	23343-99105	<b>NISSAN(DIESEL)</b> TRUCK DIESEL BUS DIESEL  CD41,CW41(PD6,PD6T) U(A)20(PD6) U(A)30(PE6)








STARTER SOLENOIDS

# STARTER SOLENOIDS

New-Era No.	Ref.No.	Application
<b>SS-2519</b> <b>24V</b> 	23343-99110 23343-99204	<b>NISSAN(DIESEL)</b> TRUCK,BUS DIESEL CW51,TW51(RD8) 76~ TRUCK DIESEL CW,TW(RD8) K-CD50,K-CW52(RD8) 78~ BUS DIESEL RA50,R-RA51(RD8) CRANE DIESEL K-KG51(RD8) OFFROAD TRUCK WG30,WD381(RD10) 79~ BUS RA60S,K-RA60(RD10) TRUCK K-CW52 82.7~ BUS K-RA51(RD8) HEAVY DUTY TRUCK K-CK31(PE6) 82.7~ K-CD45(PE6T) CRANE P-AZ30D 86.11~ (PE6,PE6T) HEAVY DUTY TRUCK K-CW60(RE10,RF10) 88.4~ K-RA60(RE10,RF10) DUMP TRUCK K-CW60(RD10) 82.7~ BUS K-RA60(RD10)
	2210-17002 HI	
<b>SS-2520</b> <b>24V</b> 	1-81151032-0 23343-99109	<b>ISUZU</b> NEW POWER V10 SPZ,CRA(10PA1) 78~ SPM(E120)  <b>NISSAN(DIESEL)</b> TRUCK DIESEL CK50,CW51,TW51(PD8) 76~ TRACTOR DIESEL CK60(RD10) BUS DIESEL RA60(RD10) CABOVER TRUCK,CRANE DIESEL CD41,CW40 79~ (PD6,PD6T,PE6)
	2210M-6700 HI	
<b>SS-2523</b> <b>24V</b> 	23343-T9001 23343-T9002	<b>NISSAN(DIESEL)</b> ATLAS ED33 85~ CIVILIAN ED33 82~
	2240-1700 HI 2240-2700 HI	
<b>SS-2524</b> <b>24V</b> 	8-94152981-0	<b>ISUZU</b> ELF P-NKR[4BC2] 84~ SHOVEL CAR [4JB1] 86~
	2240-5700 HI	
<b>SS-2525</b> <b>24V</b> 	23343-C8601	<b>NISSAN(DIESEL)</b> SAFARIVAN NVRG161 85~90 SAFARITURBO (SD33,SD33T) N-BRG161 N-VR161 (SD33,SD33T)
	2270-37001 HI	
<b>SS-2526</b> <b>24V</b> 	8-97025677-0	<b>ISUZU</b> ELF 250(COLD) 90~91 P-NKR58, NKS58(4BE1) ELF NPR66, 91~93 NPR66(4HF1) U-NKR66(4HF1) 93~
	2240-4701 HI	

STARTER SOLENOIDS








# STARTER SOLENOIDS

New-Era No.	Ref.No.	Application
<b>SS-2527</b>  <b>24V</b>	8-97065602-0 8-97217569-0  2250-77008 HI 2250-87007 HI	<b>ISUZU</b> ELF NPR66,NKR66(4HF1) 91~ NKR66(4HF1) 93~ NPR70(4HF1-T) NHR,NKR,NPR(4HF1,4HG1) 01~03 NKR,NPR(4HF1) 00~01 NKR,NPR(4HL1) 03~ NPR,NJR(4JJ1) 06~ FRR,FSR(4HK1) 05~  FORWARD
<b>SS-2528</b>  <b>24V</b>	23343-Z9011  2250-47007 HI 2250-77006 HI	<b>NISSAN(DIESEL)</b> CONDOR P-CM87(FE6) 90~
<b>SS-2529</b>  <b>24V</b>	8-97161789-0  2250-37008 HI	<b>ISUZU</b> ELF 250(COLD) 90~91 P-NKR58, NKS58(4BE1) ELF NPR66, 91~93 NPR66(4HF1) U-NKR66(4HF1) 93~
<b>SS-2600</b>  <b>24V</b>	28150-77040  053400-0720 ND	<b>mitsubishi</b> FUSO BUS MA620 ~69 CAB TRUCK T620 ~69  <b>TOYOTA</b> TRUCK DA,DB,BC,DR
<b>SS-2603</b>  <b>24V</b>	ME023103 28150-66011 28150-77060 28150-77061  053400-1680 ND	<b>mitsubishi</b> FUSO BUS MA620,B622,B623,6DS7 72~ CAB TRUCK T620,650,651,652, 72~ TRUCK T653,663G T653 72~  <b>TOYOTA</b> TRUCK DB100,102,105(2D) 74~ DYNA QC10,12,15 BUS DR15(2D) 74~
<b>SS-2604</b>  <b>12V</b>	AR90074  053400-3490 ND	<b>NIPPONDENSO TYPE</b> JOHN DEERE
<b>SS-2702</b>  <b>24V</b>	28150-1310  1350-006-00 SF	<b>HINO</b> TRUCK ED100,HE355,KF380-300








STARTER SOLENOIDS

# STARTER SOLENOIDS

STARTER SOLENOIDS







New-Era No.	Ref.No.	Application
<b>SS-2704</b> 	<b>24V</b> 28150-1490  1350-018-00 SF	<b>HINO</b> TRUCK  EL100(KL300,321) EH100(KL500,520)
<b>SS-2705</b> 	<b>24V</b> 28150-1500  1350-005-00 SF	<b>HINO</b> TRUCK  EC100(KL300,320) EH100(KL500,520) DO100(KD500,520,KM600) KR460,BX420
<b>SS-2706</b> 	<b>24V</b> 28150-1320  1350-001-00 SF	<b>HINO</b> TRUCK  TE,KB,KH,KF DS70,DK10,DK20 RC,RE,RF EB100,EB200,EB300  72~
<b>SS-2707</b> 	<b>24V</b> 28150-1300 23343-99017  1350-006-10 SF	<b>HINO</b> TRUCK  KE,KA,TC,2M (EF100,300) ZG150,ED100  <b>NISSAN(DIESEL)</b> TRUCK DIESEL  CK,CV,RD10 CW,CWL TW,RD8 RA50P  71~76  74~ 72~75  74~
<b>SS-2709</b> 	<b>24V</b> 28150-1050  1350-064-0009 SF	<b>HINO</b> RANGER BUS  KL,KM,KQ RM,BM (EC100,EH100,EH300 EH700,DM100,DQ100)  76~77
<b>SS-2710</b> 	<b>24V</b> 28150-1140  1350-069-0109 SF	<b>HINO</b> RANGER  TRUCK BUS  KL505,545,565,585 KP325,365(EH700) KL700,KB700(EL100) RC(ER200)  77~  77~ 77~
<b>SS-2711</b> 	<b>24V</b> 28150-1370  1350-070-2009 SF	<b>HINO</b> TRUCK  KF700,2M700,2M500D HE356,HE366,TC562 (EF300,EF500,EF700)  78~

# STARTER SOLENOIDS

New-Era No.	Ref.No.	Application
<b>SS-2712</b> 	<b>24V</b> 28150-1380  1350-070-1109 SF	<b>HINO</b> TRUCK TC300,KF300(EK100)  78~
<b>SS-2713</b> 	<b>24V</b> 28150-1452  1350-079-0109 SF	<b>HINO</b> TRUCK FD,FF(EH500,700) 80~  <b>MITSUI DEUTZ</b> DIESEL (BF6L-913,F6L-912) 81~
<b>SS-2714</b> 	<b>24V</b> 28150-1570  1350-084-0109 SF 1350-084-1009 SF	<b>HINO</b> LARGE TRUCK EF550,EF750 81~  <b>KUBOTA</b> MH150 81~
<b>SS-2715</b> 	<b>24V</b> 28150-1560  1350-083-2009 SF 1350-084-2009 SF	<b>HINO</b> LARGE TRUCK EK100 81~
<b>SS-2716</b> 	<b>24V</b> 23343-99107  1350-012-11 SF	<b>NISSAN(DIESEL)</b> TRUCK BUS CW,CWL,TW(RD8) RA50P(RD8) 75~77  <b>YANMAR</b> MARINE ENGINE(6LA-DT) 78~79
<b>SS-2717</b> 	<b>24V</b> 28180-1240  1350-097-00X9 SF	<b>HINO</b> MIDDLE TRUCK P-ED,P-FF,P-FK,P-FG [ENGINE:H06C,H06C(T)] P-FD16SERIES OPTION [W06E] 84~ 86~ P-FD,P-FF,P-FK,P-FG [H06C,H06CT,H07C] 87~ <b>ENGINE FOR UNIVERSAL</b> USE [H06C-TI] 87~
<b>SS-2718</b> 	<b>24V</b> 28180-1260  1350-101-00X9 SF	<b>HINO</b> HEAVY DUTY TRUCK FN,FR,GN [EK100,K13C] 85~

STARTER SOLENOIDS







# STARTER SOLENOIDS

New-Era No.	Ref.No.	Application
<b>SS-2719</b>  <b>24V</b>	<b>23308-99007</b>  <b>1350-121-00X9 SF</b>	<b>NISSAN(DIESEL)</b> HEAVY DUTY TRUCK U-CD,U-CG,U-CV,U-CW [RF8,RE8] 89~
<b>SS-2720</b>  <b>24V</b>	<b>28180-1270</b>  <b>1350-098-00X9 SF</b>	<b>HINO</b> MIDDLE TRUCK P-FD16SERIES 86~ P-FD17SERIES[H06C,H07C] P-FD16SERIES[W06E] 86~ HEAVY DUTY TRUCK P-FH22SERIES 84~ P-FR28SERIES [EM100,EP100] ENGINE FOR UNIVERSAL USE 87~ [EH100,EC100]
<b>SS-2721</b>  <b>24V</b>	<b>28180-1250</b> <b>28180-1251</b> <b>28180-1341</b>  <b>1350-101-10X9 SF</b> <b>1350-101-11X8 SF</b> <b>1350-101-11X9 SF</b>	<b>HINO</b> HEAVY DUTY TRUCK FS, FN, FR (EF500, EF550, EF750) 85~ CG, CM27(EK200) 86~ BUS P-HT27, P-HU27 (EK200) 88~90 TRACTOR P-SH, P-SS (V21C, V22C, V22D, V25D) 87~
<b>SS-2722</b>  <b>24V</b>	<b>23308-99003</b>  <b>1350-098-20X9 SF</b>	<b>NISSAN(DIESEL)</b> HEAVY DUTY TRUCK CW54 SERIES(PF8) 86~ CD54 SERIES(PF8) LARGE BUS P-RA53 SERIES
<b>SS-2723</b>  <b>24V</b>	<b>28180-1390</b>  <b>1350-114-02X9 SF</b>	<b>HINO</b> MID SIZED TRUCK U-FD,U-FF,U-FG (H07CT(A),H07D,J08C) 89~
<b>SS-2724</b>  <b>24V</b>	<b>28180-1330</b>  <b>1350-100-00X9 SF</b> <b>1350-100-01X9 SF</b>	<b>HINO</b> MID TRUCK P-FB11(W04D) 87~

STARTER SOLENOIDS

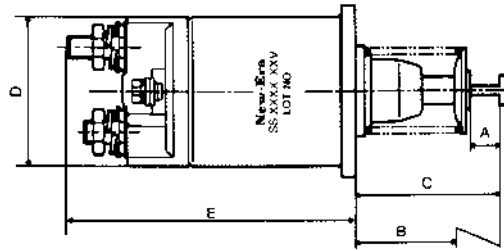


# STARTER SOLENOIDS

New-Era No.	Ref.No.	Application			
<b>SS-2725</b> 	<b>24V</b> 28180-1532 28150-2120  1350-126-02X9 SF 1350-126-70X9 SF 1350-126-71X9 SF 1350-126-03X9 SF	<b>HINO</b> LIGHT DUTY TRUCK  SPACE RANGER (4t)	KC-FD1J(J05C) KC-FD2J(J07C) KC-FF1J(J08C) KC-GD1J KC-FC2J	94~99	
		RANGER	FD1J/FD2J/FF1J(J05C,J07C,J08C) GD1J/FC2J	94~99	
<b>SS-2726</b> 	<b>24V</b> 23380-Z9009  1350-126-22X9 SF	<b>NISSAN(DIESEL)</b> BUS	(FE6)	95~	
<b>SS-2727</b> 	<b>24V</b> 28150-78081  1350-142-62X9 SF	<b>TOYOTA</b> DYNA	KK-XZU	S05C, S05D	99~04
		<b>HINO</b> DUTRO	KK-XZU	S05C, S05D	99~04
<b>SS-2728</b> 	<b>24V</b> 28150-78061 28150-2244  1350-142-05X9 SF	<b>TOYOTA</b> DYNA	KK-XZU	S05C, S05D J05C	99~
		<b>HINO</b> DUTRO	KK-XZU	S05C, S05D J05C	99~
		RANGER	KK-FC3J KK-FC1 KK-FD1J KK-FE1J etc	J07C, J08C J07C, J08C	99~ 99~
<b>SS-2729</b> 	<b>24V</b> 23308-Z9013  1350-164-01X9 SF	<b>NISSAN(DIESEL)</b> <b>(UD TRUCKS)</b> CONDOR	MK,MK-B(FE6F,FE6TCI)	01~	
<b>SS-2730</b> 	<b>24V</b> 28150-78090	<b>HINO</b> DUTRO			
		<b>TOYOTA</b> DYNA			
<b>WITHOUT BRACKET AND COVER</b>	1350-176-01X9 SF				

# STARTER SOLENOIDS

## DIFFERENT POINTS



New-Era No. Rated Voltage	Hook length .....(A) (mm)	Plunger-Magnet pull.....(B) (mm)	Plunger-Not operated...(C) (mm)	Outside diameter...(D) (mm)	Body length...(E) (mm)	Power of Out-put on motor	Terminal	Installing hole	Remarks
SS-142 24V	15.0	34.1	50.5	66.6	122.6	24V 3.7kW			
SS-144 24V	15.0	33.1	50.2	68.0	139.4	24V 7.4kW			
SS-145 24V	15.0	38.1	55.2	68.0	139.4	24V 7.4kW			
SS-146 24V	15.5	47.5	68.6	70.0	139.0	24V 7.5kW			
SS-147 12V	13.0	36.9	50.9	57.0	128.3	12V 2.2kW			
SS-148 24V	15.5	47.5	68.6	70.0	139.0	24V 5.5kW			
SS-150 12V	13.0	40.5	54.2	57.0	123.7	12V 1.5kW			
SS-151 24V	13.0	41.0	57.0	57.0	128.3	24V 4.0kW			
SS-155 24V	13.0	35.8	52.0	57.1	109.0	24V 3.5kW			
SS-156 12V	13.0	34.0	50.0	57.1	109.0	12V 2.2kW			

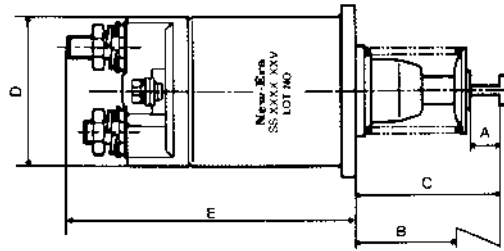
STARTER SOLENOIDS

# STARTER SOLENOIDS

New-Era No. Rated Voltage	Hook length .....(A) (mm)	Plunger-Magnet pull.....(B) (mm)	Plunger-Not operated...(C) (mm)	Outside diameter...(D) (mm)	Body length...(E) (mm)	Power of Out-put on motor	Terminal	Installing hole	Remarks
SS-157 24V	16.0	39.5	58.4	66.0	129.5	24V 3.7kW			
SS-158 24V	13.0	35.0	51.5	57.1	128.0	24V 4.5kW drip-proof			
SS-159 24V	13.0	42.5	63.6	70.0	139.0	24V 11.0kW drip-proof			
SS-160 24V	13.0	38.8	54.0	57.1	109.0	24V 3.5kW			
SS-161 24V	13.0	36.2	49.0	57.1	109.0	24V 3.5kW			
SS-163 24V	13.0	44.0	65.1	70.0	139.0	24V 11kW			
SS-164 24V	13.0	38.5	51.8	57.1	109.0	24V 2.8kW			
SS-165 12V	13.0	38.5	51.8	57.1	109.0	12V 2.2kW			
SS-166 24V	13.0	35.0	50.5	61.0	138.0	24V 5.5kW			
SS-167 12V	13.0	32.8	45.8	51.0	109.1	12V 2.2kW			
SS-171 24V	13.0	43.5	64.6	80.0	158.3	24V 11kW			
SS-172 24V	13.0	41.9	63.0	80.0	158.3	24V 7.4kW			
SS-173 24V	13.0	43.5	64.6	80.0	158.3	24V 7.4kW			

# STARTER SOLENOIDS

## DIFFERENT POINTS



New-Era No. Rated Voltage	Hook length .....(A) (mm)	Plunger-Magnet pull.....(B) (mm)	Plunger-Not operated...(C) (mm)	Outside diameter...(D) (mm)	Body length...(E) (mm)	Power of Out-put on motor	Terminal	Installing hole	Remarks
SS-174 24V	13.0	35.0	50.5	61.0	138.0	24V			
SS-175 24V	13.0	43.5	62.0	80.0	158.0	24V			
SS-190 12V	13.0	33.4	48.3	57.1	124.0	12V			
SS-191 12V	13.0	33.4	48.3	57.1	124.0	12V			
SS-192 12V	—	—	—	68.6	159.0	12V			
SS-193 24V	—	—	—	68.6	159.0	24V			
SS-194 12V	—	—	—	60.0	101.0	12V			
SS-195 12V	—	—	—	68.7	158.0	12V			
SS-196 24V	—	—	—	68.7	159.0	24V			
SS-705 12V	8.5	22.7	38.0	58.0	121.0	12V			

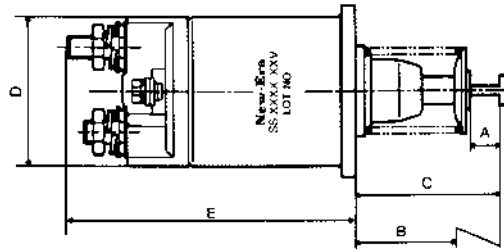
STARTER SOLENOIDS

# STARTER SOLENOIDS

New-Era No. Rated Voltage	Hook length .....(A) (mm)	Plunger-Magnet pull.....(B) (mm)	Plunger-Not operated...(C) (mm)	Outside diameter...(D) (mm)	Body length...(E) (mm)	Power of Out-put on motor	Terminal	Installing hole	Remarks
SS-706 12V	10.8	41.7	58.2	55.0	128.1	12V			
SS-707 12V	10.8	42.2	58.2	55.0	128.1	12V			
SS-716 12V	10.8	41.7	58.2	55.0	134.6	12V			
SS-717 12V	20.4	40.9	56.3	55.0	104.9	12V			
SS-718 12V	20.4	41.8	55.0	55.0	104.9	12V			
SS-728 12V	20.3	40.2	56.2	55.0	104.4	12V			
SS-754 12V	10.8	42.2	58.2	55.0	104.4	12V			
SS-758 12V	10.8	42.2	58.2	55.0	104.4	12V			
SS-1200 12V	9.0	24.5	34.9	50.0	104.1	12V 2.2kW			
SS-1207 12V	12.7	25.8	36.0	50.0	87.8	12V 1.0kW			
SS-1209 12V	12.7	25.8	36.0	50.0	87.8	12V			
SS-1211 12V	13.0	11.5	16.2	52.0	92.3	12V 0.8kW			
SS-1212 12V	13.0	11.5	16.2	52.0	92.3	12V 0.8kW			

# STARTER SOLENOIDS

## DIFFERENT POINTS



New-Era No. Rated Voltage	Hook length .....(A) (mm)	Plunger-Magnet pull.....(B) (mm)	Plunger-Not operated...(C) (mm)	Outside diameter...(D) (mm)	Body length...(E) (mm)	Power of Out-put on motor	Terminal	Installing hole	Remarks
SS-1213 12V	13.0	11.5	16.2	52.0	92.3	12V 1.2kW			 S terminal
SS-1214 12V	13.0	11.5	16.2	52.0	92.3	12V 1.2kW			 S terminal
SS-1215 12V	12.5	24.0	35.8	52.0	92.2	12V 1.6kW			
SS-1217 12V	12.5	27.3	37.0	52.0	92.2	12V 1.6kW			
SS-1218 12V	12.5	24.3	36.1	53.0	92.8	12V 0.8kW			
SS-1219 12V	7.7	11.0	21.0	52.0	75.1	12V 0.8kW			
SS-1221 12V	13.0	11.5	21.0	52.0	92.3	12V 2kW			
SS-1222 12V	13.0	11.5	21.0	52.0	92.3	12V 1.8kW			
SS-1223 12V	13.0	11.5	21.0	52.0	92.3	12V 1.2kW			
SS-1224 12V	13.0	11.5	16.2	52.0	92.3	12V			

STARTER SOLENOIDS

# STARTER SOLENOIDS

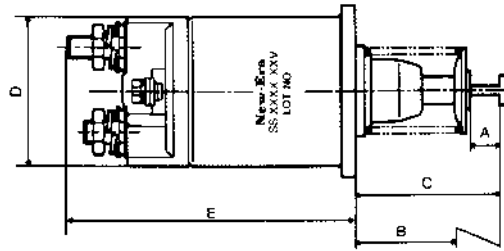
New-Era No. Rated Voltage	Hook length .....(A) (mm)	Plunger-Magnet pull.....(B) (mm)	Plunger-Not operated...(C) (mm)	Outside diameter...(D) (mm)	Body length...(E) (mm)	Power of Out-put on motor	Terminal	Installing hole	Remarks
SS-1225 12V	13.0	11.5	16.2	52.0	92.3	12V			
SS-1226 12V	13.0	11.5	16.2	52.0	92.3	12V 2kW			
SS-1227 12V	9.7	12.0	23.8	53.0	98.9	12V 2kW			
SS-1228 12V	11.4	12.0	23.8	53.0	98.9	12V 2kW			
SS-1229 12V	9.7	12.0	23.8	53.0	98.9	12V 2.8kW			
SS-1230 12V	7.7	11.1	15.9	52.0	80.6	12V 2.3kW			
SS-1250 12V	7.7	11.0	21.0	52.0	75.1	12V 0.8kW			
SS-1302 12V	13.0	11.5	16.2	52.0	92.3	12V 1.2kW			
SS-1305 12V	13.0	11.5	16.2	52.0	92.3	12V 0.8kW			
SS-1502 12V	10.0	18.0	29.5	50.0	91.0	12V			
SS-1503 12V	10.0	16.0	27.5	51.0	94.6	12V 1.2kW			
SS-1504 12V	13.0	26.3	37.8	51.0	94.6	12V 2.0kW			
SS-1506 24V	13.0	25.5	37.0	51.0	105.0	24V 3.0kW			

STARTER SOLENOIDS



# STARTER SOLENOIDS

## DIFFERENT POINTS



New-Era No. Rated Voltage	Hook length .....(A) (mm)	Plunger-Magnet pull.....(B) (mm)	Plunger-Not operated...(C) (mm)	Outside diameter...(D) (mm)	Body length...(E) (mm)	Power of Out-put on motor	Terminal	Installing hole	Remarks
SS-1507 12V	10.0	16.0	27.5	51.0	97.0	12V 1.2kW			
SS-1508 12V	10.0	16.0	27.5	51.0	97.0	12V 1.2kW			
SS-1509 24V	13.0	25.5	37.0	51.0	107.0	24V 3.2kW			
SS-1513 12V	13.0	26.5	38.0	51.0	105.0	12V 2.7kW			
SS-1514 12V	13.0	26.0	37.5	51.0	107.0	12V 2.0kW			
SS-1515 12V	10.0	20.8	33.0	55.2	109.3	12V 2.0kW			
SS-1516 24V	10.0	20.8	33.0	55.2	109.3	24V 3.5kW			
SS-1518 12V	10.0	15.0	26.5	51.0	91.7	12V 0.8kW			
SS-1519 12V	10.0	15.0	26.5	51.0	91.7	12V 0.9kW			
SS-1520 12V	10.0	20.8	33.0	55.2	106.3	12V 1.2kW			

STARTER SOLENOIDS

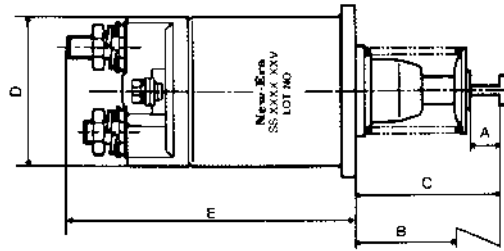
# STARTER SOLENOIDS

New-Era No. Rated Voltage	Hook length .....(A) (mm)	Plunger-Magnet pull.....(B) (mm)	Plunger-Not operated...(C) (mm)	Outside diameter...(D) (mm)	Body length...(E) (mm)	Power of Out-put on motor	Terminal	Installing hole	Remarks
SS-1521 12V	10.0	20.8	33.0	55.2	106.3	12V 2.0kW			
SS-1522 24V	10.0	20.8	33.0	55.2	115.3	24V 3.2kW			
SS-1523 12V	10.0	15.0	26.5	51.0	91.7	12V 1.2kW			
SS-1524 12V	10.0	20.8	33.0	55.2	115.3	12V 2.0kW			
SS-1526 24V	10.0	20.8	33.0	55.2	109.3	24V 3.2kW			
SS-1528 12V	9.1	7.7	16.0	51.0	92.4	12V 1.2kW			 S terminal
SS-1529 12V	9.1	7.7	16.0	51.0	92.4	12V 1.2kW			 S terminal
SS-1530 12V	9.1	7.7	16.0	51.0	92.4	12V 1.7kW			
SS-1532 24V	10.0	20.8	33.0	55.2	109.8	24V 3.2kW			
SS-1533 12V	9.1	7.7	16.0	51.0	92.0	12V			
SS-1534 24V	10.0	20.8	33.0	55.2	119.8	24V 3.2kW			
SS-1535 12V	9.1	7.7	16.0	51.0	92.0	12V 2.2kW			
SS-1536 12V	10.0	13.0	27.0	51.0	100.0	12V 2.2kW			

STARTER SOLENOIDS

# STARTER SOLENOIDS

## DIFFERENT POINTS



New-Era No. Rated Voltage	Hook length .....(A) (mm)	Plunger-Magnet pull.....(B) (mm)	Plunger-Not operated...(C) (mm)	Outside diameter...(D) (mm)	Body length...(E) (mm)	Power of Out-put on motor	Terminal	Installing hole	Remarks
SS-1537 12V	9.1	7.7	16.0	51.0	92.0	12V 2.2kW			
SS-1540 24V	13.1	31.5	49.6	55.3	127.7	24V 4.5kW			
SS-1541 24V	13.1	31.5	49.6	55.3	134.7	24V 5.0kW			
SS-1542 24V	13.1	31.5	49.6	55.3	127.7	24V 5.0kW			
SS-1543 24V	13.1	31.5	49.6	55.3	127.7	24V 5.0kW			
SS-1544 24V	13.1	31.5	49.6	55.3	138.1	24V 5.5kW			
SS-1545 24V	13.1	31.5	49.6	55.3	134.7	24V 3.7kW			
SS-1546 12V	13.1	31.5	49.6	55.2	177.6	12V 2.2kW			
SS-1547 24V	13.2	21.9	40.1	55.2	135.3	24V 5.0kW			
SS-1548 24V	13.2	21.9	40.1	55.2	135.3	24V 3.7kW			

STARTER SOLENOIDS

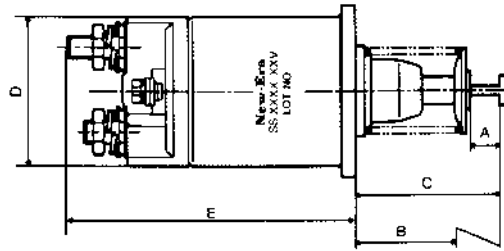
# STARTER SOLENOIDS

New-Era No. Rated Voltage	Hook length .....(A) (mm)	Plunger-Magnet pull.....(B) (mm)	Plunger-Not operated... (C) (mm)	Outside diameter... (D) (mm)	Body length... (E) (mm)	Power of Out-put on motor	Terminal	Installing hole	Remarks
SS-1549 24V	13.2	21.9	40.1	55.2	138.7	24V 5.5kW			
SS-1550 24V	13.2	31.2	49.4	55.2	138.6	24V 5.5kW			
SS-1551 24V	13.2	21.9	40.1	55.2	144.6	24V 5.5kW			
SS-1561 24V	—	—	—	72.0	158.0	24V 7.5kW			
SS-1562 24V	—	—	—	76.3	135.0	24V 6.5kW			
SS-1567 24V	—	—	—	72.0	158.0	24V 7.5kW			
SS-1568 24V	13.0	45.0	64.0	64.0	143.5	24V 5.0kW			
SS-1569 24V	13.0	42.5	65.7	64.0	146.0	24V 8.0kW			
SS-1570 24V	13.0	45.0	68.5	64.0	143.5	24V 5.5kW			
SS-1608 12V	3.6	17.0	31.0	50.0	101.5	12V 1.0kW			
SS-1609 12V	3.6	17.0	31.0	50.0	101.5	12V 1.0kW			
SS-1611 12V	—	22.5	36.5	50.0	101.5	12V 0.5kW			
SS-1616 12V	3.6	17.0	31.0	50.0	101.5	12V 0.8kW			IG-lead

STARTER SOLENOIDS

# STARTER SOLENOIDS

## DIFFERENT POINTS



New-Era No. Rated Voltage	Hook length .....(A) (mm)	Plunger-Magnet pull.....(B) (mm)	Plunger-Not operated...(C) (mm)	Outside diameter...(D) (mm)	Body length...(E) (mm)	Power of Out-put on motor	Terminal	Installing hole	Remarks
SS-1617 12V	3.6	18.0	32.0	50.0	101.5	12V 0.8kW			
SS-1619 12V	3.6	17.0	31.0	50.0	101.5	12V 0.8kW			 IG-lead
SS-1620 12V	3.6	17.0	31.0	50.0	101.5	12V 0.8kW			
SS-1660 12V	4.0	18.0	29.5	50.0	87.6	12V 0.8kW			
SS-1661 12V	4.0	18.0	29.5	50.0	85.2	12V 0.8kW			
SS-1663 12V	4.0	18.0	29.5	50.0	85.2	12V 0.8kW			No IG-lead
SS-1664 12V	4.0	18.0	29.5	50.0	85.2	12V 0.8kW			
SS-1666 12V	4.0	18.0	29.5	50.0	85.2	12V 0.8kW			
SS-1667 12V	4.0	18.0	29.5	50.0	85.2	12V 0.8kW			 IG-lead
SS-1669 12V	4.0	18.0	29.5	50.0	85.2	12V 0.8kW			 IG-lead

STARTER SOLENOIDS

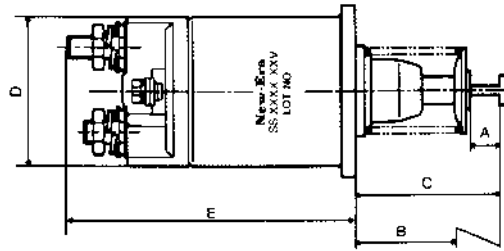
# STARTER SOLENOIDS

New-Era No. Rated Voltage	Hook length .....(A) (mm)	Plunger-Magnet pull.....(B) (mm)	Plunger-Not operated...(C) (mm)	Outside diameter...(D) (mm)	Body length...(E) (mm)	Power of Out-put on motor	Terminal	Installing hole	Remarks
SS-1670 12V	4.0	18.0	29.5	50.0	85.2	12V 0.6kW			
SS-1680 12V	8.0	13.8	25.8	50.0	87.6	12V 0.8kW			
SS-1681 12V	8.0	13.8	25.8	50.0	85.2	12V 1.0kW			
SS-1682 12V	8.0	13.8	25.8	50.0	85.2	12V 0.75kW			
SS-1683 12V	8.0	13.8	25.8	50.0	85.2	12V 1.0kW			
SS-1684 12V	8.0	13.8	25.8	50.0	85.2	12V 0.8kW			
SS-1685 12V	8.0	13.5	32.0	50.0	94.5	12V			
SS-1686 12V	8.0	13.5	32.0	50.0	94.5	12V			
SS-1687 12V	6.8	11.0	24.0	48.2	85.0	12V 1.6kW			
SS-1688 12V	6.8	11.0	24.0	48.2	85.0	12V 1.7kW			
SS-1689 12V	8.0	13.8	25.8	50.0	112.7	12V 1.1KW			
SS-1690 12V	3.0	19.0	29.0	50.0	89.5	12V 1.4kW			
SS-1691 12V	3.0	19.0	29.0	50.0	89.5	12V 1.4kW			

STARTER SOLENOIDS

# STARTER SOLENOIDS

## DIFFERENT POINTS



New-Era No. Rated Voltage	Hook length .....(A) (mm)	Plunger-Magnet pull.....(B) (mm)	Plunger-Not operated...(C) (mm)	Outside diameter...(D) (mm)	Body length...(E) (mm)	Power of Out-put on motor	Terminal	Installing hole	Remarks
SS-1692 12V	3.0	12.5	21.5	51.0	87.5	12V			
SS-1693 12V	3.0	12.5	21.5	51.0	82.0	12V			 IG-lead
SS-1707 12V	3.6	17.5	31.5	50.0	113.0	12V 1.8kW			 S terminal
SS-1758 12V	19.0	31.5	44.5	61.5	108.1	12V			
SS-1781 24V	19.0	31.5	44.5	61.5	104.1	24V			
SS-2501 24V	18.1	38.1	58.1	61.5	130.0	24V 3.7kW			
SS-2503 24V	20.5	32.0	52.0	76.0	147.8	24V 7.4kW			
SS-2511 24V	18.1	38.1	58.1	61.5	130.0	24V 3.7kW			
SS-2512 24V	18.1	38.1	58.1	61.5	138.0	24V 6.0kW			
SS-2515 24V	16.5	33.5	38.2	52.0	111.6	24V			

STARTER SOLENOIDS



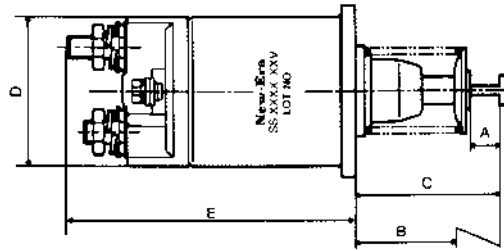
# STARTER SOLENOIDS

New-Era No. Rated Voltage	Hook length .....(A) (mm)	Plunger-Magnet pull.....(B) (mm)	Plunger-Not operated...(C) (mm)	Outside diameter...(D) (mm)	Body length...(E) (mm)	Power of Out-put on motor	Terminal	Installing hole	Remarks
SS-2516 24V	16.5	33.5	41.1	52.0	120.2	24V 3.5kW			
SS-2517 24V	13.5	27.8	37.0	52.0	103.9	24V 3.5kW			
SS-2518 24V	17.5	42.0	57.0	70.0	132.5	24V 6.0kW			
SS-2519 24V	17.5	42.0	57.0	70.0	132.5	24V 5.5kW			
SS-2520 24V	17.5	42.0	57.0	70.0	132.5	24V 7.4kW			
SS-2523 24V	13.0	9.5	21.5	53.0	64.2	24V 3.2kW			
SS-2524 24V	11.4	10.0	21.8	53.0	98.8	24V 3.5kW			
SS-2525 24V	13.7	28.5	36.1	52.0	120.3	24V 3.5kW			
SS-2526 24V	11.4	10.0	21.8	53.0	98.9	24V 4.0kW			
SS-2527 24V	13.0	9.5	17.1	53.0	120.2	24V 4.5kW			
SS-2528 24V	13.7	28.5	36.1	52.0	120.3	24V 4.5kW			
SS-2529 24V	12.5	10.0	17.1	53.0	120.2	24V 4.0kW			
SS-2600 24V	15.5	41.8	61.0	61.5	149.6	24V 4.5kW			

STARTER SOLENOIDS

# STARTER SOLENOIDS

## DIFFERENT POINTS



New-Era No. Rated Voltage	Hook length .....(A) (mm)	Plunger-Magnet pull.....(B) (mm)	Plunger-Not operated...(C) (mm)	Outside diameter...(D) (mm)	Body length...(E) (mm)	Power of Out-put on motor	Terminal	Installing hole	Remarks
SS-2603 24V	15.4	29.5	49.7	61.5	154.0	24V 4.5kW			
SS-2604 12V	17.5	27.5	47.7	61.5	152.5	12V 4.0kW			
SS-2702 24V	5.0	33.5	56.5	65.0	149.5	24V 6.0kW			
SS-2704 24V	5.0	30.5	53.5	65.0	131.0	24V 3.7kW			
SS-2705 24V	5.0	32.0	55.0	65.0	121.0	24V 3.7kW			
SS-2706 24V	5.0	27.4	50.5	65.0	143.0	24V 5.2kW			
SS-2707 24V	5.0	33.5	56.5	65.0	153.0	24V 7.4kW			
SS-2709 24V	5.0	32.8	49.0	62.0	122.0	24V 4.0kW			
SS-2710 24V	5.0	10.0	28.3	70.0	118.3	24V 6.0kW			
SS-2711 24V	5.0	10.0	30.3	70.0	118.3	24V 7.0kW			

STARTER SOLENOIDS

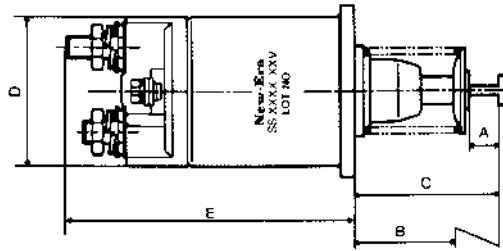
# STARTER SOLENOIDS

New-Era No. Rated Voltage	Hook length .....(A) (mm)	Plunger-Magnet pull.....(B) (mm)	Plunger-Not operated...(C) (mm)	Outside diameter...(D) (mm)	Body length...(E) (mm)	Power of Out-put on motor	Terminal	Installing hole	Remarks
SS-2712 24V	5.0	10.0	30.3	70.0	118.3	24V 7.0kW			
SS-2713 24V	13.0	47.5	67.0	65.0	123.0	24V 5.5kW			
SS-2714 24V	18.0	49.5	69.0	65.0	130.0	24V 7.0kW			
SS-2715 24V	18.0	49.5	69.0	65.0	130.0	24V 7.0kW			
SS-2716 24V	5.0	34.5	56.5	65.0	141.5	24V 7.4kW			
SS-2717 24V	13.0	44.5	64.6	65.0	127.0	24V 5.5kW			
SS-2718 24V	15.0	45.5	65.6	65.0	130.0	24V 7.0kW			
SS-2719 24V	13.0	41.7	61.8	65.0	133.0	24V 6.0kW			
SS-2720 24V	13.0	41.5	61.6	65.0	128.5	24V 6.0kW			
SS-2721 24V	15.0	45.5	65.6	65.0	130.0	24V 8.0kW			
SS-2722 24V	13.0	41.7	61.8	65.0	127.0	24V 5.5kW			
SS-2723 24V	13.0	42.0	59.8	65.0	129.0	24V 4.5kW			
SS-2724 24V	13.0	45.7	61.5	65.0	121.5	24V 4.5kW			

STARTER SOLENOIDS

# STARTER SOLENOIDS

## DIFFERENT POINTS



New-Era No. Rated Voltage	Hook length .....(A) (mm)	Plunger-Magnet pull.....(B) (mm)	Plunger-Not operated...(C) (mm)	Outside diameter...(D) (mm)	Body length...(E) (mm)	Power of Out-put on motor	Terminal	Installing hole	Remarks
SS-2725 24V	13.0	42.8	62.8	52.0	113.9	24V 4.5kW			
SS-2726 24V	13.0	42.8	62.8	52.0	113.9	24V 4.5kW			
SS-2727 24V	13.0	44.9	60.5	54.4	132.0	24V 4.5kW			
SS-2728 24V	13.0	44.9	60.5	54.4	132.0	24V 4.5kW			
SS-2729 24V	13.0	44.9	60.5	54.4	132.0	24V 4.5kW			
SS-2730 24V	13.0	44.9	60.5	60.5	119.2	24V 4.5kW			

STARTER SOLENOIDS