
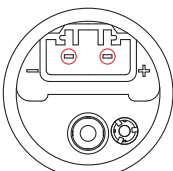

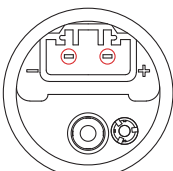

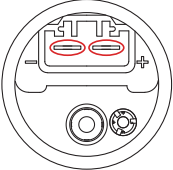

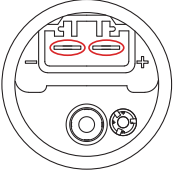


New-Era FUEL PUMPS




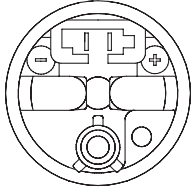

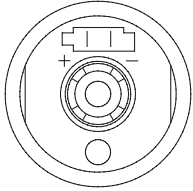

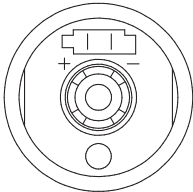

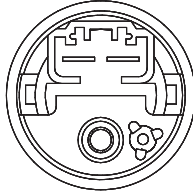
New-Era No.	Filter	Ref. No.	Application	Terminal
NFP-001JA		UNIVERSAL GIP-502 DFP4301 CFP-102	TOYOTA	SMALL 
NFP-001JB				
NFP-002JA		UNIVERSAL GIP-501 DFP4300 CFP-101	MITSUBISHI HONDA HYUNDAI	WIDE 
NFP-002JB				



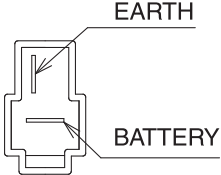

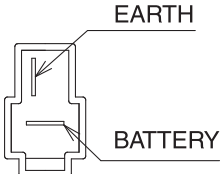
<http://www.newera.co.jp/>

New-Era Co., Ltd.



New-Era No.	Ref. No.	Application	Terminal
NFP-003JA 	23221-0A050 23221-31050 23221-50100 23221-62060 23221-75020 77020-08031 77020-0E012 42022-AG05A GIP-514 DFP4340 CFP-118	TOYOTA PRADO GRJ120/121 (1GR) '05~'09 VZJ120/121 (5VZ) '02~'05 RZJ120 (3RZ) '02~'09 TRJ120 (2TR) '02~'09 HILUX SURF GNR215 (1GR) '05~'09 TRN120/121 (2TR) '05~'09 RZN210 (3RZ) '02~'05 TRN120/121 (2TR) '02~'05 VZN210 (5VZ) '02~'05 HARRIER ACU30/35 (2AZ) '03~'06 MCU30/35 (1MZ) '03~'06 KLUGER ACU20/25 (2AZ) '03~'07 MCU20/25 (1MZ) '03~'07 SUBARU LAGACY BP (EJ25,EZ30) '05~'09 OUTBACK BP (EJ25,EZ30) '05~'09	
NFP-003JB 	17045-SNA-020 GIP-515 DFP4340A	HONDA CIVIC FD (K20A) '06~'11	
NFP-004JA 	23220-75040 GIP-507	TOYOTA HIACE (2TR) '04~	
NFP-004JB 	23220-0C020 23220-0C050 23220-0C080 GIP-504 DFP4305A	TOYOTA INNOVA TGN40/41 (1TR,2TR) '04~'08 FORTUNER GGN50 (1GR) '05~ HILUX GGN15 (1GR) '05~	

New-Era No.	Ref. No.	Application			Terminal
NFP-005JA 	23220-31230 Fuel Pump module unit (77020-28100)	TOYOTA ESTIMA	GSR50 / 55	'06~'08	
NFP-006JA 	23220-31350 Fuel Pump module unit (77020-58010)	TOYOTA ALPHARD VELLFIRE ESTIMA	GGH20 / 25 GGH20 / 25 GSR50 / 55	'08~'11 '08~'11 '08~'11	
NFP-007JA 	23220-21131 23220-21132 23220-0M050 23220-0T121 23220-0Q031 GIP-503 DFP4302	TOYOTA BELTA RACTIS VITZ YARIS, ECHO, VIOS, LIMO ALTIS	KSP92, SCP92 NCP100, SCP100 KSP90, NCP91 KSP90, NCP90, NCP91 NCP93, ZSP90 (1NZ)	'05~'12 '05~'10 '05~'10 '05~'16 '02~'07	
NFP-008JA 	17045-S3V-A50 17045-SDA-A00 17045-SDA-A30 17045-SDB-A00 17045-SDB-A30 17045-SDR-A00 17045-SEC-A00 17045-SEC-A01 17045-SEP-A01 17045-SWA-A00 17045-SXS-A00 GIP-516 DFP4340B	HONDA ACCORD CR-V ACCURA MDX TSX	(K24A) (J30A) (K24) (J35A) (K24) (J32) (J35)	'03~'05 '03~'07 '07~'10 '03~'04 '04~'08 '04~'08 '07~'08	

New-Era No.	Ref. No.	Application	Terminal
NFP-100J1 	8118-13-350 1943-13-350 8788-13-350 HEP-02	MAZDA	
NFP-100J2 	8118-13-350 UNIVERSAL HEP-02A DFP4100	MAZDA	
NFP-200J2 	15100-85500 15100-85501 UC-V4 DFP4210	SUZUKI SUPER CARRY CARRY TRUCK	

PACKING LIST

New-Era No.	QTY	G/W (kg)	M3	Dimension
NFP-001JA/JB	30	12.0	0.02357	35×32×21
NFP-002JA/JB	30	12.0	0.02357	35×32×21
NFP-003JA	20	8.0	0.02584	38×40×17
NFP-003JB	30	10.0	0.02357	35×32×21
NFP-004JA	20	6.0	0.02584	38×40×17
NFP-004JB	30	8.0	0.02357	35×32×21
NFP-007JA	20	6.0	0.02584	38×40×17
NFP-008JA	30	10.0	0.02357	35×32×21
NFP-100J2	30	12.0	0.04704	48×35×28
NFP-200J2	20	13.0	0.03629	64×27×21